



Facilities Planning and Construction

Division of Administration  
& Finance

# **LEED Credit IEQp2 Environmental Tobacco Smoke Control**

Signage Standards:  
Tobacco-Free Campus

June 2024



Tobacco-Free Campus Emblem  
Typical on Building Identification Signs



Tobacco-Free Campus Emblem  
Typical at Building Entries

# UNIVERSITY of HOUSTON

## EXTERIOR SIGN PROGRAM

## DESIGN GUIDELINES

Update v.6 4.08.2022

Creation Dates v.1 03.20.15 v.2 01.15.18 v.3 07.31.18  
v.4 01.15.19 v.5 02.09.19

### PROJECT SIGN INDEX

Sheet #	Type	Description	Sheet #	Type	Description
<b>GENERAL INFORMATION</b>			<b>DONOR AND OTHER RECOGNITION</b>		
00	-	General Information			
01	-	Sign Family			
02	-	Sign Family Continued			
03	-	Sign Family Continued			
04	-	Maintenance and Aging Profile			
<b>WAYFINDING</b>					
05	<b>A</b>	Auto Directional Primary - Fast Traffic	28	<b>Q</b>	Building Identification - Cut Letters and Fabricated Letters
06	<b>B</b>	Auto Directional Secondary - Entrance	29	<b>Q</b>	Building Identification - Size Guidelines
07	<b>B1</b>	Directional Vehicular	30	<b>Q/Q1/Q2</b>	Building Identification - Plaza or Other Public Space Identification Cut Letters - Incised Letters
08	<b>C</b>	Pedestrian Directional	33	<b>Q3/Q4</b>	Building Address Cut Numbers
09	<b>D</b>	District and Campus Directory	36	<b>R6</b>	Feature Recognition
10	<b>E</b>	Building Identifier	37	<b>R7</b>	Public Space Feature Recognition
11	<b>F</b>	Parking Lot Identifier	38	<b>R8</b>	Bench Plate
12	<b>F</b>	Parking Identifier - Alternative Layouts	39	<b>R9</b>	Board of Regents Building Identification Plaque
13	-	Parking Lot Pavement Marking			
14	<b>O</b>	Parking Lot Zone Indicator			
14	<b>P</b>	Pay Station Marker			
15	<b>U</b>	Trail Marker			
16	<b>S</b>	Fire Lane Entry Marker - Vehicular Access	34	<b>PA3</b>	Art Plaque - Surface Mount
17	<b>T</b>	Fire Lane Marker - Pedestrian Walks	34	<b>PA4</b>	Art Plaque - Pedestal Mount
18	<b>J / J1</b>	Regulatory Plaques - Tobacco Free / ADA Accesible	35	<b>PA5</b>	Art Interpretive Post and Panel
19	<b>J2</b>	Regulatory Plaque - Campus Carry			
20	<b>J3</b>	Regulatory Post and Panel - Entrance / Exit	37	<b>PA5</b>	Public Space Feature Recognition
21	<b>K</b>	Entry Mylar Decal - Tobacco Free / Campus Carry	38	<b>PA5</b>	Public Space Feature Recognition
22	-	Page Left Blank			
23	<b>L</b>	Regulatory - Campus Carry			
24	<b>N</b>	Entry Mylar Decal - College Identity			
25	<b>M</b>	Campus Entry Monument - Sugar Land			
26	<b>M1</b>	Campus Entry Monument - Katy			
27	<b>M2</b>	Campus Entry Monument Demi - Coastal Center			
31	<b>W</b>	Illuminated Campus ID - Campus Perimeter Signs	40	-	Foundation Details
22	<b>W</b>	Illuminated Campus ID - Approved Locations	41	-	Foundation Details Continued
			42	-	Foundation Details Continued
<b>FOUNDATION DETAILS</b>					

THESE DRAWINGS REPRESENT DESIGN INTENT ONLY AND INDICATE THE GRAPHIC DESIGNER'S INTENTIONS FOR PRODUCT SIZES, MATERIALS, FINISHES, AND INSTALLATION. THE CONTRACTOR IS REQUIRED TO PROVIDE SHOP DRAWINGS AND DETAILS FOR EACH SIGN TYPE AND, WHERE NECESSARY, TO PROVIDE DETAILED DRAWINGS STAMPED BY A LICENSED ENGINEER. SHOP DRAWINGS MUST BE APPROVED BY OWNER, ARCHITECT AND designLAB BEFORE FABRICATION.

- Written dimensions on these drawings have precedence over scaled dimensions. Notify Owner and designLAB of any variations from the dimensions, materials and conditions shown by these Design Guidelines prior to execution of any work.
- All sign copy in these Design Guidelines should be considered to be representative and is subject to change. Refer to final approved message schedule for final copy on all signs.
- Contractor shall notify Owner of any discrepancies in these documents immediately and shall not proceed or allow sub-fabricators to work in those areas until said discrepancies are resolved.
- Contractor shall submit the following for approval by Architect, Owner and designLAB prior to fabrication:
  - Shop drawings for all sign types including fabrication details, structural details and installation specifications, etc.
  - Location plans
  - Message schedule for all signs
  - Samples for all finishes and materials
 Partial or incomplete submittals will be rejected.
- Contractor shall conform to the intent of these drawings and specifications.
- Contractor shall be responsible for all required fees and permits for the fabrication and installation of signs and shall procure these before proceeding with work.
- All work shall be done in accordance with applicable codes and to the highest standards of trade practice. All sign components are to be straight, square, and true to one another. All material joints and seams are to be fabricated so that joints and seams are unnoticeable.
- Prior to commencing any work, Contractor who is awarded all or part of fabrication and/or installation shall review with Architect, Owner and designLAB the phasing of their work and secure approval from all parties.
- Contractor shall stake or mark all locations for approval by Owner. Contractor shall coordinate location verification with all underground utilities.
- Contractor shall provide removal, backfilling and proper disposal of existing signs at locations of new signs.
- Contractor shall keep site work area(s) clear of unnecessary debris and shall keep all work area(s) secured when unattended for the duration of the installation period.
- Contractor shall clean the site of all unnecessary debris and clean all glass, metals, and any other items before vacating the site and final Owner acceptance.
- At completion of the work, and as a condition for final payment, Contractor shall warrant all work and materials to be in full and complete accordance with the contract documents and agreement between Owner and Contractor; to be free from any and all defects and imperfections; and to fully meet the manufacturer's published performance criteria for the use and purposes for which each and every part is specified. The period of this warranty shall commence on the date on which the Owner determines the Contractor has met all Final Completion requirements. The period of said warranty shall last twelve (12) months unless otherwise specified.
- The Design Guidelines reflect the best efforts to interpret and apply standards established by the Americans with Disabilities Act of 1991 and as set forth by the Equal Opportunities Commission and the Department of Justice. The University will not be held responsible for the interpretation of ADA Laws by others.

PROJECT MATERIALS

- |                            |                                 |  |
|----------------------------|---------------------------------|--|
| <b>M1</b> Porcelain Enamel | <b>M4</b> Direct Embed          | <b>M7</b> EternaStone (engineered stone) |
| <b>M2</b> Aluminum         | <b>M5</b> Digital Printed Vinyl |  |
| <b>M3</b> Concrete         | <b>M6</b> Stainless Steel       |  |

PROJECT COLORS

- |                                       |   |  |
|---------------------------------------|---|--|
| <b>P1</b> Paint red MP 12602 satin    | <b>P8</b> Paint teal PMS 7717 satin           | <b>V1</b> Vinyl, White Avery 900 Supercast Opaque High Tac Adhesive (no substitutes) |
| <b>P2</b> Paint D grey MP 10124 satin | <b>P9</b> Paint L blue PMS 660 satin          | <b>V2</b> Vinyl, Black 3M 220 Matte Black  |
| <b>P3</b> Paint L grey MP 03340 satin | <b>P10</b> Paint tan PMS 7503 satin           | <b>V3</b> Vinyl, Blue HC 3M 220 Olympic Blue   |
| <b>P4</b> Paint black MP 33764 satin  | <b>P11</b> Paint purple PMS 259 satin         | <b>V4</b> Vinyl, Oracal 851 Premium Cast 019 Signal Yellow                           |
| <b>P5</b> Paint white MP 32071 satin  | <b>P12</b> Paint yellow PMS 7406 satin        | <b>V5</b> Vinyl, Avery 900 Supercast Opaque Spectra Everglade                        |
| <b>P6</b> Paint magenta PMS 220 satin | <b>P13</b> Paint HC blue PMS 2925 satin       | <b>V6</b> Vinyl, 3M 220 Periwinkle   |
| <b>P7</b> Paint green PMS 7496 satin  | <b>P14</b> Paint MP18214 Grey Patina Metallic | <b>V7</b> Vinyl, 3M 220 Tan  |
|                                       |   | <b>V8</b> Vinyl, Oracal 851 Premium Cast 415 Summer Plum                             |
|                                       |   | <b>V9</b> Vinyl, 3M 220 Raspberry  |
|                                       |   | <b>V10</b> Vinyl, Avery 900 Supercast Opaque Olive Green                             |
|                                       |   | <b>V11</b> Vinyl, 3M 220 Geranium  |
|                                       |   | <b>V12</b> Vinyl, Oracal 851 Premium Cast 730 Simple Grey                            |
- 
- |                                      |                                |
|--------------------------------------|--------------------------------|
| University of Houston at Katy        | <b>P1</b> Paint MP 12602 satin |
| University of Houston at Sugar Land  | <b>P2</b> Paint MP 10124 satin |
| University of Houston Coastal Center | <b>P3</b> Paint MP 03340 satin |

DISTRICT COLORS

- P1** Athletics
- P6** Health
- P7** Technology Bridge
- P8** Arts
- P9** Professional
- P10** Cullen North
- P11** Residential
- P12** Central

PROJECT TYPE STYLES

Interstate Regular	Interstate Bold	Helvetica Neue Bold/Medium/Regular/Light	Frutiger 65 Bold/55 Roman
abcdefghijklmnopqrstuvwxy ABCDEFGHIJKLMNopqrstuvwxyz 1234567890	abcdefghijklmnopqrstuvwxy ABCDEFGHIJKLMNopqrstuvwxyz 1234567890	abcdefghijklmnopqrstuvwxy ABCDEFGHIJKLMNopqrstuvwxyz 1234567890	abcdefghijklmnopqrstuvwxy ABCDEFGHIJKLMNopqrstuvwxyz 1234567890

PROJECT SYMBOLS

Interlocking Logo




Electronic files provided by Owner Reverse against black field  
Request vector file through UH Branding at <https://www.uh.edu/marcom/requests/logo/>



General Notes  
Colors / Materials /  
Type / Symbols

SIGN FAMILY

ISSUE	DATE
REFERENCE SET	04.08.2022



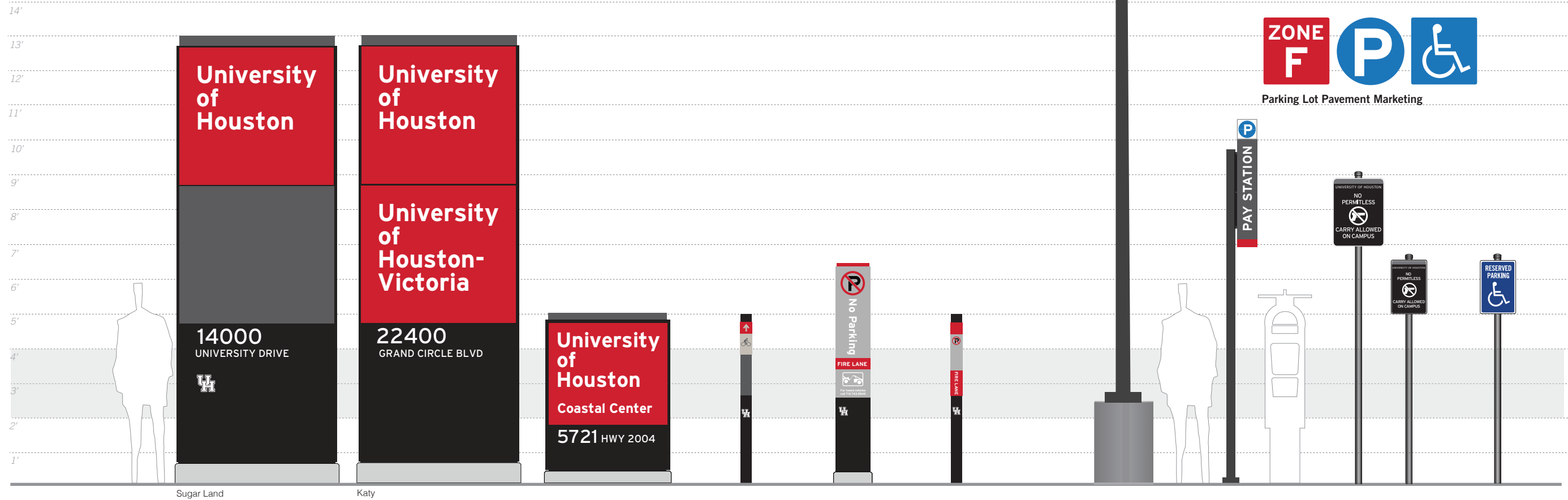
SIGN TYPE	Street Identification Refer to Campus Street and Parking Regulatory Signage Standards	Auto Directional Primary Fast Traffic Campus wayfinding Type A	Auto Directional Secondary Entrance Campus wayfinding Type B	Directional Vehicular Campus wayfinding Type B1	Pedestrian Directional Campus wayfinding Type C	District and Campus Directory Pedestrian Campus wayfinding Type D	Building Identifier Campus wayfinding Type E	Parking Lot Identifier Parking lot entry markers Type F
PRODUCTION FEATURES		<ul style="list-style-type: none"> <li>&gt; 4 active message sides</li> <li>&gt; Porcelain enamel faces and trim</li> <li>&gt; Screen printed and vinyl graphics</li> <li>&gt; Painted and UV coated frame structure</li> <li>&gt; Graffiti-resistant surfaces</li> <li>&gt; Changeable face panels for updating</li> <li>&gt; Attachments, tamper proof hardware</li> <li>&gt; Footing includes mow guard and pier construction for stability</li> <li>&gt; Font family - Interstate</li> </ul>	<ul style="list-style-type: none"> <li>&gt; 4 active message sides</li> <li>&gt; Porcelain enamel faces and trim</li> <li>&gt; Screen printed and vinyl graphics</li> <li>&gt; Painted and UV coated frame structure</li> <li>&gt; Graffiti-resistant surfaces</li> <li>&gt; Changeable face panels for updating</li> <li>&gt; Attachments, tamper proof hardware</li> <li>&gt; Footing includes mow guard and pier construction for stability</li> <li>&gt; Font family - Interstate</li> </ul>	<ul style="list-style-type: none"> <li>&gt; 2 active message sides</li> <li>&gt; Porcelain enamel trim</li> <li>&gt; Vinyl graphics</li> <li>&gt; Painted and UV coated frame structure</li> <li>&gt; Graffiti-resistant surfaces</li> <li>&gt; Attachments, tamper proof hardware</li> <li>&gt; Footing includes mow guard and pier construction for stability</li> <li>&gt; Font family - Interstate</li> </ul>	<ul style="list-style-type: none"> <li>&gt; 4 active message sides</li> <li>&gt; Porcelain enamel faces and trim</li> <li>&gt; Screen printed and vinyl graphics</li> <li>&gt; Painted and UV coated frame structure</li> <li>&gt; Graffiti-resistant surfaces</li> <li>&gt; Changeable face panels for updating</li> <li>&gt; Attachments, tamper proof hardware</li> <li>&gt; Footing includes mow guard and pier construction for stability</li> <li>&gt; Font family - Interstate</li> </ul>	<ul style="list-style-type: none"> <li>&gt; 2 active message sides, District Directory and Campus Directory</li> <li>&gt; Porcelain enamel trim</li> <li>&gt; Screen printed and vinyl graphics</li> <li>&gt; Painted and UV coated frame structure</li> <li>&gt; Graffiti-resistant surfaces</li> <li>&gt; Direct Embed permanent hi-resolution map image with a powder coat finish</li> <li>&gt; Graffiti-resistant surfaces</li> <li>&gt; Attachments, tamper proof hardware</li> <li>&gt; Footing includes mow guard and pier construction for stability</li> <li>&gt; Font family - Interstate</li> </ul>	<ul style="list-style-type: none"> <li>&gt; 2 active message sides</li> <li>&gt; Porcelain enamel trim</li> <li>&gt; Vinyl graphics</li> <li>&gt; Painted and UV coated frame structure</li> <li>&gt; Graffiti-resistant surfaces</li> <li>&gt; Attachments, tamper proof hardware</li> <li>&gt; Footing includes mow guard and pier construction for stability</li> <li>&gt; Font family - Interstate</li> </ul>	<ul style="list-style-type: none"> <li>&gt; 4 active message sides</li> <li>&gt; Porcelain enamel faces and trim</li> <li>&gt; Screen printed and vinyl graphics</li> <li>&gt; Painted and UV coated frame structure</li> <li>&gt; Graffiti-resistant surfaces</li> <li>&gt; Changeable face panels for updating</li> <li>&gt; Attachments, tamper proof hardware</li> <li>&gt; Footing includes mow guard and pier construction for stability</li> <li>&gt; Font family - Interstate</li> </ul>

University of Houston  
Exterior Sign Program



Sign Family

SIGN FAMILY



ISSUE DATE  
REFERENCE SET 04.08.2022

SIGN TYPE	Campus Entry Monument (Vehicular) For use at Sugar Land and Katy campuses	Campus Entry Monument Demi - Vehicular	Trail Marker	Fire Lane Entry Marker Vehicular Access	Fire Lane Marker Pedestrian Walks	Parking Lot Zone Indicator	Pay Station Marker	Regulatory Street and Parking Lot Campus Carry	Regulatory
	Type M	Type M1	Type U	Type S	Type T	Type O	Type P		Refer to Campus Street and Parking Regulatory Signage Standards
PRODUCTION FEATURES	<ul style="list-style-type: none"> <li>&gt; 2 active message sides</li> <li>&gt; Porcelain enamel faces</li> <li>&gt; Screen printed and vinyl graphics</li> <li>&gt; Painted and UV coated frame structure</li> <li>&gt; Graffiti-resistant surfaces</li> <li>&gt; Changeable face panels for updating</li> <li>&gt; Attachments, tamper proof hardware</li> <li>&gt; Footing includes mow guard and pier construction for stability</li> <li>&gt; Font family - Interstate</li> </ul>	<ul style="list-style-type: none"> <li>&gt; 2 active message sides</li> <li>&gt; Porcelain enamel faces</li> <li>&gt; Screen printed and vinyl graphics</li> <li>&gt; Painted and UV coated frame structure</li> <li>&gt; Graffiti-resistant surfaces</li> <li>&gt; Changeable face panels for updating</li> <li>&gt; Attachments, tamper proof hardware</li> <li>&gt; Footing includes mow guard and pier construction for stability</li> <li>&gt; Font family - Interstate</li> </ul>	<ul style="list-style-type: none"> <li>&gt; 4 active message sides</li> <li>&gt; Vinyl graphics</li> <li>&gt; Painted and UV coated structure</li> <li>&gt; Graffiti-resistant surfaces</li> </ul>	<ul style="list-style-type: none"> <li>&gt; 2 active message sides</li> <li>&gt; Porcelain enamel cap</li> <li>&gt; Digital printed and vinyl graphics</li> <li>&gt; Painted and UV coated cabinet</li> <li>&gt; Footing includes mow guard and pier construction for stability</li> <li>&gt; Font family - Interstate</li> </ul>	<ul style="list-style-type: none"> <li>&gt; 4 active message sides</li> <li>&gt; Digital printed and vinyl graphics</li> <li>&gt; Painted and UV coated structure</li> <li>&gt; Font family - Interstate</li> </ul>	<ul style="list-style-type: none"> <li>&gt; 3 active message sides</li> <li>&gt; Painted and UV coated aluminum structure</li> <li>&gt; Vinyl graphics</li> <li>&gt; Font family - Interstate</li> </ul>	<ul style="list-style-type: none"> <li>&gt; 2 active message sides</li> <li>&gt; Painted and UV coated aluminum blade</li> <li>&gt; Vinyl graphic</li> <li>&gt; Font family - Interstates</li> </ul>		

University of Houston  
Exterior Sign Program



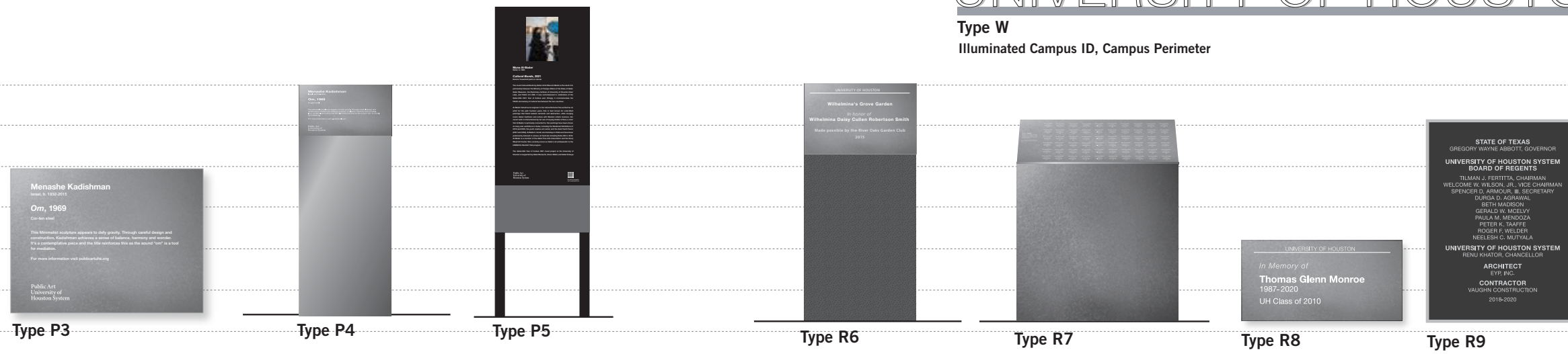
Sign Family  
Continued

SIGN FAMILY

UNIVERSITY OF HOUSTON

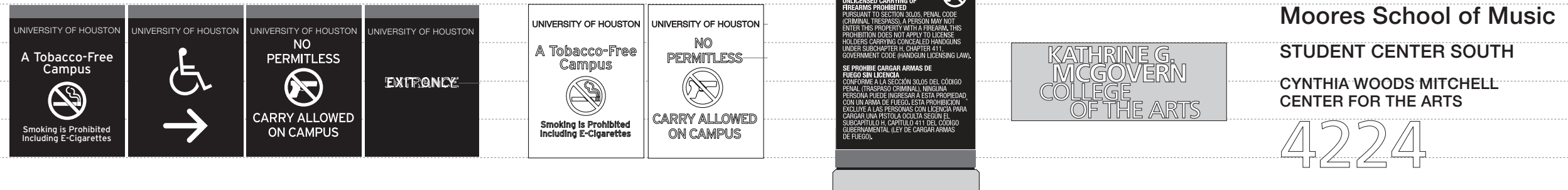
Type W  
Illuminated Campus ID, Campus Perimeter

ISSUE DATE  
REFERENCE SET 04.08.2022



Public Art

Recognition

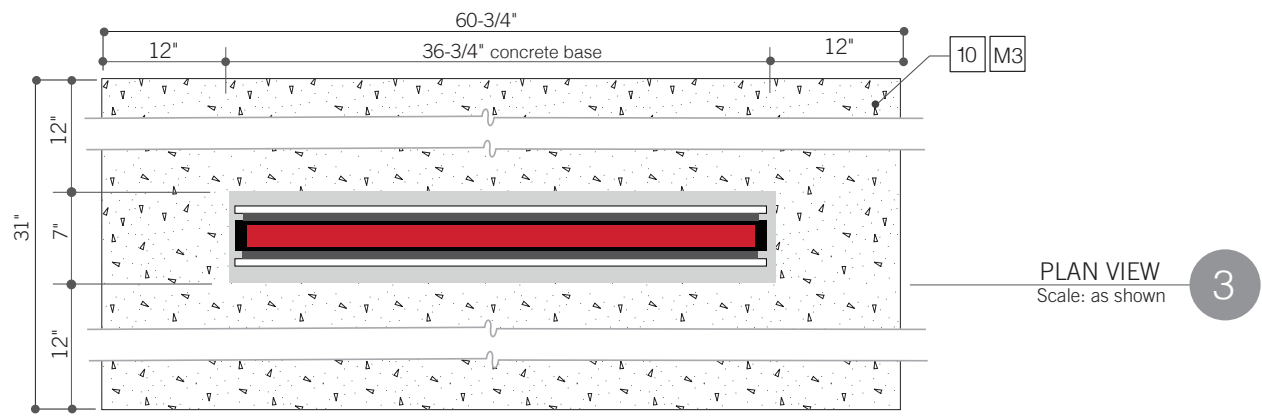


SIGN TYPE	Regulatory Plaques				Regulatory Adhesive Mylar	Regulatory Campus Carry	Entry Mylar Decal College Identity	Building Identification Cut Letters, Fabricated Letters, Building Addresses					
	Type J	Type J1	Type J2	Type J3				Type K	Type L	Type N	Types Q	Q1	Q2

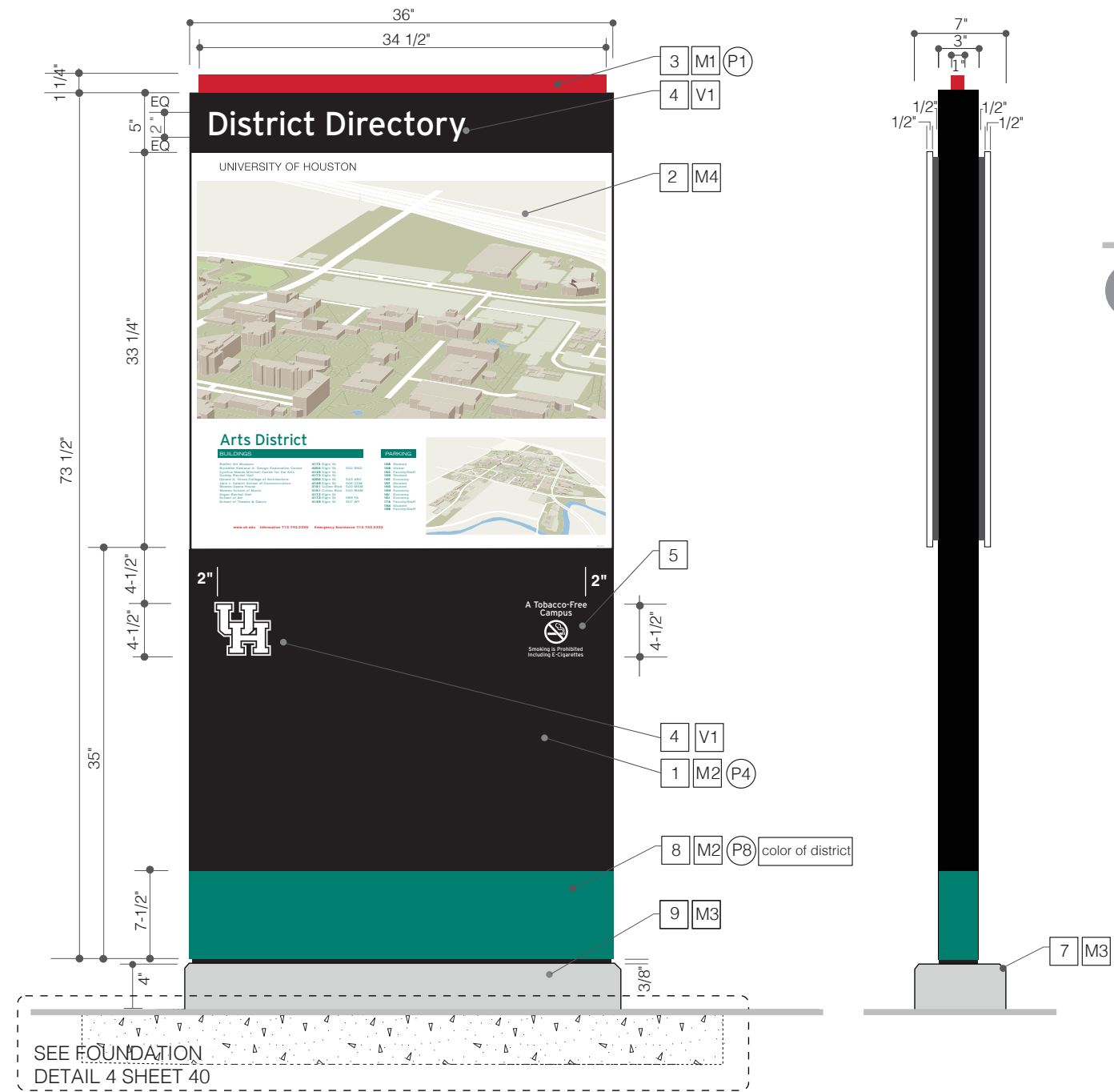
University of Houston  
Exterior Sign Program



Sign Family  
Continued



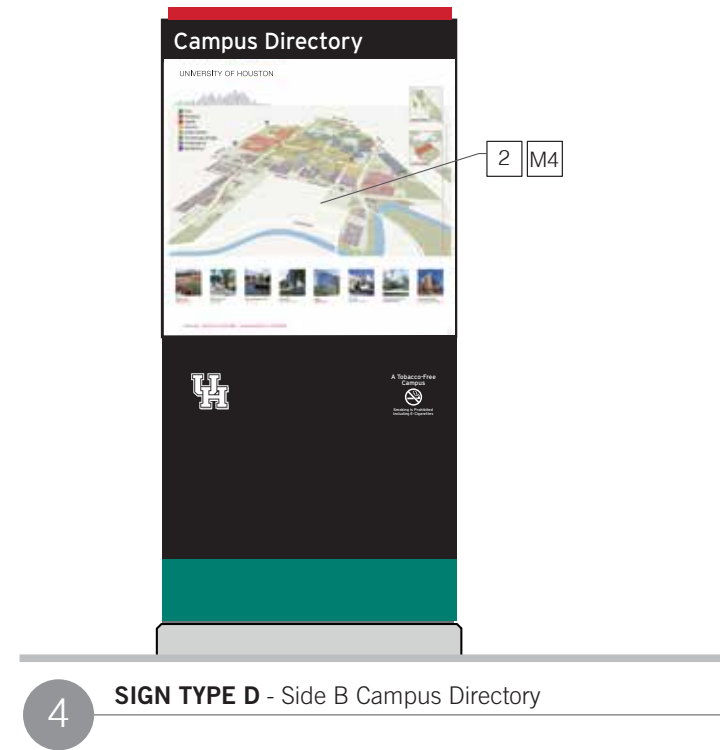
PLAN VIEW  
Scale: as shown 3



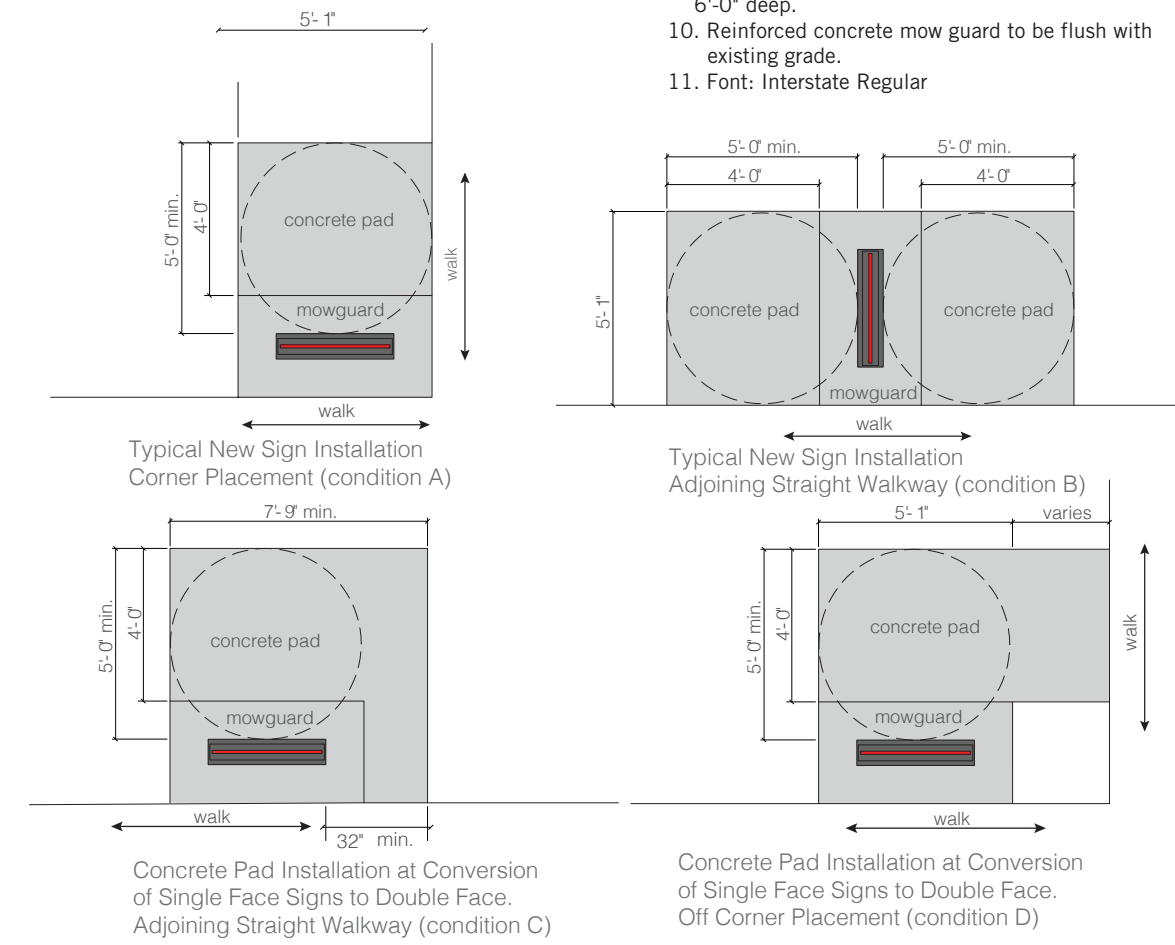
1 SIGN TYPE D - Pedestrian Directory - Side A District Directory  
Scale: as shown

2 SIDE VIEW  
Scale: as shown

5 DETAIL - Installation Pad Variations - Accessibility  
Scale: as shown



4 SIGN TYPE D - Side B Campus Directory



Typical New Sign Installation  
Corner Placement (condition A)

Typical New Sign Installation  
Adjoining Straight Walkway (condition B)

Concrete Pad Installation at Conversion  
of Single Face Signs to Double Face.  
Adjoining Straight Walkway (condition C)

Concrete Pad Installation at Conversion  
of Single Face Signs to Double Face.  
Off Corner Placement (condition D)

OWNER/DESIGNER TO PROVIDE:

- Digital files for all artwork (Adobe Illustrator CC)

CONTRACTOR TO PROVIDE:

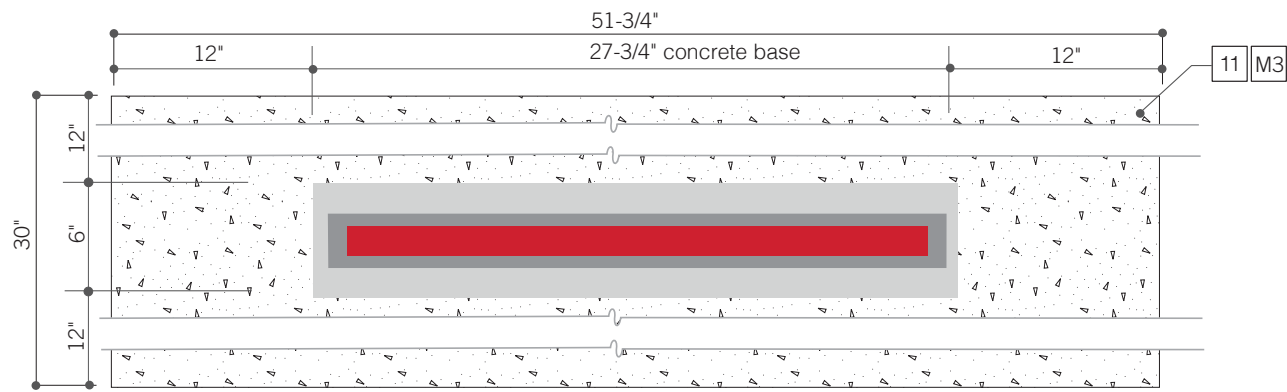
- Shop drawings
- Face layouts for all signs
- Location Plan as provided by Architect/Designer
- Engineering calculations and sealed drawings
- Paint and Porcelain samples on aluminum/steel, 4x6" (Quantity 3)
- In production review
- Contractor to verify field conditions prior to fabrication

1. Aluminum, thin profile cabinet.
2. 1/8" Direct Embed panel attached to 3/8" backer panel. Panel assembly to be attached to sign face with undersized, 1/2" black spacer. Direct Embed panel assembly appears on two sides
3. 1/16" thick porcelain pan cap attached to angle mounting brackets. Tamper-proof pan head screws to be painted to match end cap.
4. Cut applied white Avery 900 Supercast Opaque, High Tac Vinyl applied to sign face (two sides).
5. Tobacco Free message to be screen printed white (two sides).
6. Internal structure to be secured to concrete footing with appropriate mechanical fasteners.
7. 3/8" tall, 3/8" wide, 45° bevel on all exposed footing edges.
8. Mask and paint color band to match district color.
9. Contractor to determine and provide engineered concrete foundation/footing to withstand 110 mph wind loads and local weather conditions. Piers to be 6'-0" deep.
10. Reinforced concrete mow guard to be flush with existing grade.
11. Font: Interstate Regular

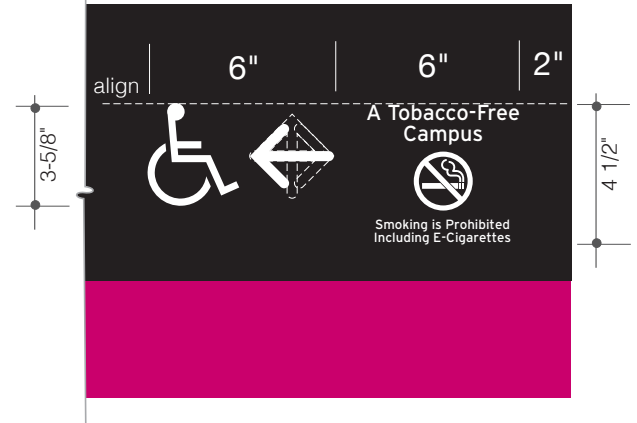
ISSUE	DATE
REFERENCE SET	04.08.2022







**3 PLAN VIEW**  
Scale: as shown



**4 Face Alternative**  
Addition of ADA Accessible Route Information Where Required

**OWNER/DESIGNER TO PROVIDE:**

- Digital files for all artwork (Adobe Illustrator CC)

**CONTRACTOR TO PROVIDE:**

- Shop drawings
- Face layouts for all signs
- Location Plan as provided by Architect/Designer
- Engineering calculations and sealed drawings
- Paint and Porcelain samples on aluminum/steel, 4x6" (Quantity 3)
- In production review
- Contractor to verify field conditions prior to fabrication

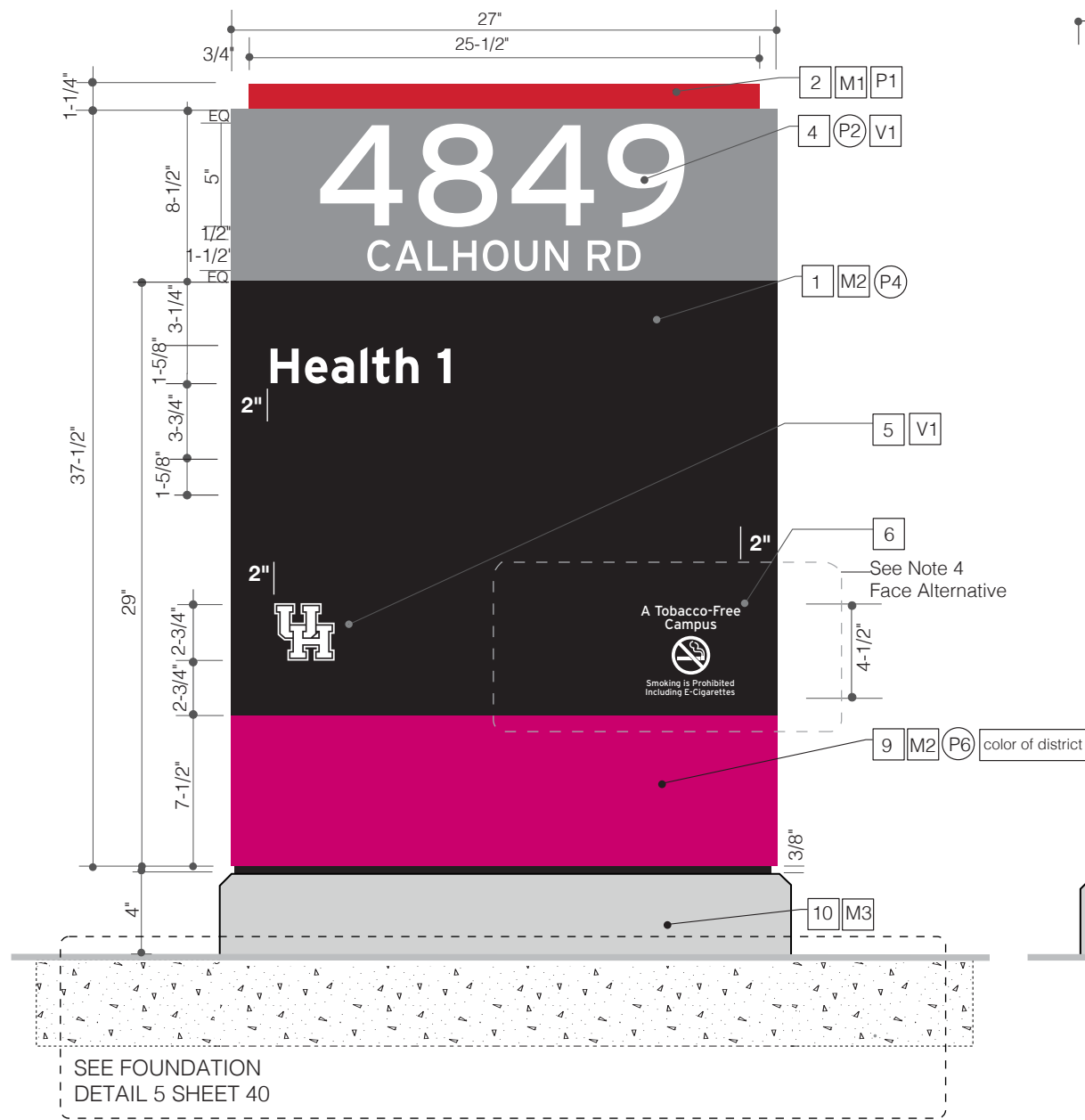
1. Aluminum, thin profile pylon.
2. 1/16" thick porcelain pan cap attached to angle mounting brackets. Tamper-proof pan head screws to be painted to match end cap.
3. Isolate dissimilar metals.
4. Surface applied white Avery 900 Supercast Opaque, High Tac Vinyl on painted face.
5. UH logo, cut applied vinyl to sign face (two sides).
6. Tobacco Free message to be screen printed white (two sides).
7. Internal structure to be secured to concrete footing with appropriate mechanical fasteners.
8. 3/8" tall, 3/8" wide, 45° bevel on all exposed footing edges.
9. Mask and paint color band to match district color.
10. Contractor to determine and provide engineered concrete foundation/footing to withstand 110 mph wind loads and local weather conditions. Piers to be minimum 6'-0" deep.
11. Reinforced concrete mow guard to be flush with existing grade.
12. Font: Interstate Bold, Interstate Regular

**NOTE**

Names of departments located within a building may not be listed on the Building Identifier sign. This guideline, which has been in place since at least 2002, is necessary due to the approximately 400 names of departments and organizations that otherwise would have to be added to the signs.

When a public destination is located within a building (such as Blaffer Art Museum or Dudley Recital Hall), a variance request may be submitted to the Campus Facility Planning Committee.

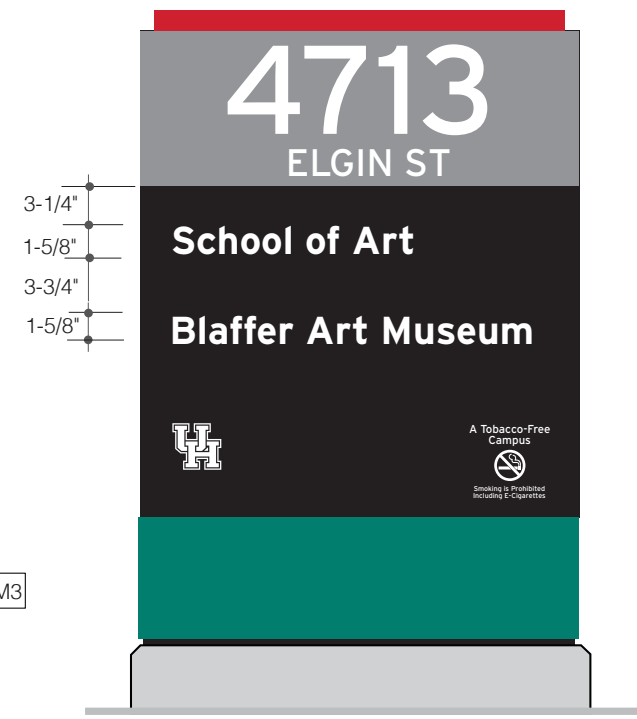
ISSUE	DATE
REFERENCE SET	04.08.2022



**1 SIGN TYPE E - Building Identifier DOUBLE SIDED - Common Message**  
Scale: as shown



**2 SIDE VIEW**  
Scale: as shown



**5 Alternative Face Layout**

OWNER/DESIGNER TO PROVIDE:

- Digital files for all artwork (Adobe Illustrator CC)

CONTRACTOR TO PROVIDE:

- Shop drawings
- Face layouts for all signs
- Location Plan as provided by Architect/Designer
- Engineering calculations and sealed drawings
- Paint and Porcelain samples on aluminum/steel, 4x6" (Quantity 3)
- In production review
- Contractor to verify field conditions prior to fabrication

1. Fonts: Interstate Regular, Helvetica Neue Light



REFERENCE IMAGE - TYPICAL PLACEMENT, SINGLE MYLAR ADHESIVE



REFERENCE IMAGE TYPICAL PLACEMENT, MYLAR ADHESIVES



Digital Printed Mylar Adhesive Decal (WHITE TEXT AND GRAPHICS) First Surface Application

ISSUE	DATE
REFERENCE SET	04.08.2022