



## INTERIOR SIGN PROGRAM

## DESIGN GUIDELINES

Update **v.8** 05.10.2024

Creation Dates **v.1** 01.14.14 **v.2** 10.31.17 **v.3** 01.15.18  
**v.4** 05.07.19 **v.5** 10.22.19 **v.6** 06.05.20  
**v.7** 02.15.21

### GENERAL INFORMATION

Sheet #	Type	Description
00.1	-	Updates to Guidelines
00.2	-	General Notes - Colors / Materials / Type / Symbol
00.3	-	General Notes - Fabrication and Installation Notes
00.4	-	Sign Family - Types A through E
00.5	-	Sign Family - Types F through K
00.6	-	Sign Family - Types L through O
00.7	-	Sign Family - Gray Accent Option

### WAYFINDING SIGNAGE

Sheet #	Type	Description
01	<b>A</b>	Room Plaque - Flexible Name Insert (typical with red accent)
02	<b>A</b>	Room Plaque - Alternative with Gray Accent
03	<b>B</b>	Room Plaque - Permanent Use Space
04	<b>C</b>	Number Plaque
04	<b>D</b>	Clear View Sheet Holders
05	<b>E</b>	Restroom Plaque
05	<b>E1</b>	All Gender Restroom Plaque
05	<b>E2</b>	Mothers Room Plaque
05	<b>E3</b>	Sharps Disposal Plaque
06	<b>E4</b>	Elevator Cab Interior Identification Plaque
07	<b>E5</b>	Elevator Identification Plaque
07	<b>E6</b>	Elevator Jamb Floor Level Identification
08	<b>F</b>	Stairwell Identification Plaque - Occupant Side
08	<b>F1</b>	Stairwell Plaque - Stairwell Side (2 stories or less)
09	<b>F2</b>	Stairwell Plaque - Stairwell Side (3 stories or more)
10	<b>F3</b>	Elevator Egress Plaque
11	<b>F4</b>	Hallway Egress Plaque
12	<b>F5</b>	Maximum Occupancy Plaque
12	<b>F6</b>	Area of Refuge Plaque - Occupant Side
13	<b>G</b>	Miscellaneous Vinyl
14	<b>J</b>	Directory (Building - Typical at Entrance and Elevators)
15	<b>J1</b>	Directory (Department)
16	<b>K</b>	Suite Entry Vinyl
17	<b>K1</b>	Suite Identification Plaque (Multi-Tenant)
18	<b>K2</b>	Reception Wall Type
19	<b>L</b>	Wayfinding Panel (Suspended)
20	<b>L1</b>	Wayfinding Panel - (Wall Mount, Small)

Sheet #	Type	Description
20	<b>L2</b>	Wayfinding Panel - (Wall Mount, Large)
20	<b>L3</b>	Wayfinding Panel - (Max. 5 Listings - Wall Mount)
21	<b>M</b>	Flag Sign (Restrooms)
21	<b>M1</b>	Flag Sign (AED Equipment)
21	<b>M2</b>	Flag Sign (Fire Extinguisher)
22	<b>N</b>	Assistive Listening Plaque (Classroom Side)
23	<b>O</b>	Need Assistance Plaque (Classroom Side)

### PUBLIC ART

Sheet #	Type	Description
24	<b>PA1</b>	Public Art Plaque - Acrylic
24	<b>PA2</b>	Public Art Plaque - Stainless Steel

### DONOR

Sheet #	Type	Description
25	-	Type R Sign Family
26	<b>R1</b>	Recognition Plaque
27	<b>R2</b>	Recognition Cut Letters
28	<b>R3</b>	Tribute Plaque
29	<b>R4</b>	Group Donor Plaque
30	<b>R5</b>	Standard Donor Wall
31	<b>R6</b>	Donor Story Plaque

## UH Interior Sign Program V.6 06.05.2020

### UPDATES IN v.6

#### Global

Title blocks update  
Drawing Set reorganized and sheet numbering updated  
Thermoform acrylic added to material specifications  
UH logo lockup updated

#### Cover Sheet updated

#### Sheet 00

New sign types added to Index  
New project symbols added to library  
Project colors and materials updated  
Sign index update  
General notes edited

#### Sheet 01

Fabrication notes updated  
Plaque thickness adjusted

#### Sheet 02

Fabrication notes updated  
Plaque thickness adjusted

#### Sheet 03

Fabrication notes updated  
Type C dimensions updated  
Installation configurations expanded

#### Sheet 04

Fabrication notes updated  
Type E1 Sharps Disposal fabrication detailed

#### Sheet 05

Fabrication notes updated  
Type E3 General Purpose Classroom plaque detailed

#### Sheet 06

Fabrication notes updated  
Type M1 AED Flag and M2 Fire Extinguisher Flag added

#### Sheet 07

Fabrication notes updated

#### Sheet 08

Fabrication notes updated

#### Sheet 09

Fabrication notes updated  
Type F Stairwell and P Occupancy updated and added

#### Sheet 10

Fabrication notes updated  
Type F1 Stairwell plaque added

#### Sheet 11

Fabrication notes updated  
Type F1 Stairwell plaque added

#### Sheet 12

Fabrication notes updated

#### Sheet 13

Fabrication notes updated

#### Sheet 14

Fabrication notes updated

## UH Interior Sign Program V.7 02.15.2021

### UPDATES IN v.7

#### Global

Title blocks update  
Verified and adjusted dimensions  
Fabrication Notes revised for clarity

#### Cover Sheet updated

#### Sheet 00

Updated General Notes

#### Sheet 04

Added Note: Provide Sharps signs on the first floor of every building at each public Men's restroom, each public Women's restroom, and each public All Gender restroom.

#### Sheet 05

Added Note: Provide Need Assistance signs at general purpose classrooms controlled and scheduled by the University Registrar and also at classrooms controlled by individual colleges or departments. For classrooms controlled by colleges and departments, consult with the UH Project Manager to obtain the correct Technology phone number, which will be different from the number for general purpose classrooms.

Added Note: Provide Type D sheet holders only at classrooms with moveable furniture.

#### Sheet 06

Added Note: Provide M2 flag signs in close proximity to fire extinguishers located (1) on the normal path of exit travel in public hallways and (2) in laboratories and workshops. M2 flag signs are generally not necessary in electrical and other rooms.

#### Sheet 10

Updated Note

#### Sheet 15

Added LEED Certification Plaque  
Added Public Art Plaques (PA Series)

#### Sheets 16 - 21

Incorporated Interior Donor Signage (R Series)

## UH Interior Sign Program V.8 05.10.2024

### UPDATES IN v.8

#### Global

Title block update  
Dimensions verified and adjusted  
Fabrication notes revised for clarity  
Replaced UH wordmark with University name in Helvetica

#### Cover Sheet updated

Re-Ordered Sheet Numbers

#### Sheet 00.2

Updated Font Styles (Eliminated Trade Gothic, Added Helvetica)

**Sheets 00.2 - 05** Revised pictograms for Mothers Room.

#### Sheet 00.7

Added Grey Accent option.

#### Sheet 06

Added Sign Type E4, Elevator Cab Interior Identification.

#### Sheet 07

Added Sign Type E5, Elevator Identification. E6 Floor Level Identification.

#### Sheet 08

Renamed Sign Types F/F1/, Stairwell Plaques and Maximum Occupancy.

#### Sheet 09

Re-numbered Sign Type F2, Stairwell Plaque-stairwell side, 3 or more stories.

#### Sheet 10

Egress art diagram clarified with color information added.

#### Sheet 11

Clarified Hallway Egress art diagram. Added color information.

#### Sheet 12

Added Sign Type F6, Area of Refuge Plaque.

#### Sheet 16

Added Sign Type K, Suite Entry ID vinyl.

#### Sheet 17

Added sign Type K1 Suite Identification Plaque.

#### Sheet 18

Added Sign Type K2, Reception Wall Type.

#### Sheet 20

Added Sign Types L1. L2, L3, Wayfinding Plaques.

#### Sheet 22

Added sign Type N Assistive Listening Plaque.

#### Sheet 24

Updated Public Art plaques Types PA1 and PA2 with revised Public Arts logo.

#### Sheet 25

Updated Donor Recognition sign types.

#### Sheets 26 – 24

Updated sign type (R series).

#### Sheet 29

Added Sign Type R4 and R4A, Group Tribute Plaques.

#### Sheets 30 – 31

Re-Ordered Sign Types R5 and R6, Donor Wall.

Relocated LEED Plaque to Exterior Signage Standards

## PROJECT GRAPHICS

### PROJECT SYMBOLS



Electronic logo files provided by Owner.  
Request vector file through UH Branding at  
[www.uh.edu/marcom/requests/logo/](http://www.uh.edu/marcom/requests/logo/)



### PROJECT TYPE STYLES

Frutiger 55 Roman  
 abcdefghijklmnopqrstuvwxyz  
 ABCDEFGHIJKLMNOPQRSTUVWXYZ  
 1234567890

Helvetica Neue Medium  
 abcdefghijklmnopqrstuvwxyz  
 ABCDEFGHIJKLMNOPQRSTUVWXYZ  
 1234567890

Helvetica Neue Regular  
 abcdefghijklmnopqrstuvwxyz  
 ABCDEFGHIJKLMNOPQRSTUVWXYZ  
 1234567890

Frutiger 65 Bold  
 abcdefghijklmnopqrstuvwxyz  
 ABCDEFGHIJKLMNOPQRSTUVWXYZ  
 1234567890

Helvetica Neue Bold  
 abcdefghijklmnopqrstuvwxyz  
 ABCDEFGHIJKLMNOPQRSTUVWXYZ  
 1234567890

Helvetica Neue Light  
 abcdefghijklmnopqrstuvwxyz  
 ABCDEFGHIJKLMNOPQRSTUVWXYZ  
 1234567890

ADA Tactile Compliant  
Purchase Fonts from [www.linotype.com](http://www.linotype.com)

### PROJECT COLORS, MATERIALS AND FINISHES

#### Paint Colors

- P1**  **Light Gray** to match Matthews MP03340 Grey Fog, satin
- P2**  **Dark Gray** to match Matthews MP10124 Gloomy Grey, satin
- P3**  **Red** to match Matthews MP12602 Scarlata, satin
- P4**  **Black** to match Matthews MP33764 Black Indigo, satin
- P5**  **White** to match Matthews MP32071 White Wonder, satin
- P6**  **Blue** to match Matthews MP00359 Belize Blue, satin
- P7**  **Grey Metallic** to match Matthews MP18145 Lead Grey Metallic

#### Material

- M1**  **Painted Acrylic**
- M2**  **Aluminum**
- M3**  **Vinyl**
- M4**  **Thermoform Acrylic**
- M5**  **Stainless Steel**

#### Vinyl Colors

- V1**  **Vinyl** **Black** to match 3M Series 220 Black
- V2**  **Vinyl** **White** to match 3M Series 220 White
- V3**  **Vinyl** **Gray** to match 3M Series 220 Dark Grey

All specified colors are from the Matthews Paint System (MP) and are the basis of design for UH interior signage standards. A fabricator may substitute a matching color from another manufacturer's paint system only with Facilities Planning approval.

Pantone (PMS) or RAL colors are NOT equivalent and their use for interior signage is NOT approved, except for digital graphics such as fire egress floor plans.

#### General Notes

Colors / Materials /  
Type / Symbols

## GENERAL NOTES FOR FABRICATION AND INSTALLATION

**THESE DESIGN GUIDELINES REPRESENT DESIGN INTENT ONLY AND INDICATE THE OWNER'S INTENTIONS FOR PRODUCT SIZES, MATERIALS, FINISHES, AND INSTALLATION. THE CONTRACTOR IS REQUIRED TO PROVIDE SHOP DRAWINGS AND DETAILS FOR EACH SIGN TYPE AND, WHERE NECESSARY, TO PROVIDE DETAILED DRAWINGS STAMPED BY A LICENSED ENGINEER. SHOP DRAWINGS MUST BE APPROVED BY OWNER AND ARCHITECT/DESIGNER BEFORE FABRICATION.**

1. Written dimensions have precedence over scaled dimensions. Notify Owner of any variations from the dimensions, materials, and conditions shown by these drawings prior to execution of any work.
2. Sign copy in these Design Guidelines is representative and is subject to change. Refer to final approved message schedule for final copy on all signs.
3. The Design Guidelines reflect best efforts to interpret and apply standards established by the Americans with Disabilities Act of 1991 and as set forth by the Equal Opportunities Commission and the Department of Justice. The Owner will not be held responsible for the interpretation of ADA Laws by others.
4. Notify Owner of any discrepancies in these documents immediately. Do not proceed or allow sub-fabricators to work in those areas until said discrepancies are resolved.
5. Conform to the intent of these Design Guidelines. Submit shop drawings to Owner and Architect/Designer for approval prior to fabrication. The submittal shall include the following:
  - 4.a Shop drawings for all sign types including fabrication details, structural details, installation specifications, etc.
  - 4.b Face layouts for all signs
  - 4.c Location plans created by Architect
  - 4.d Samples for all finishes and materials
  - 4.e Prototype(s) for approval of all sign types
6. Partial or incomplete submittals will be rejected.
7. Provide Grade 2 braille on all sign types requiring braille. This braille shall conform to ADA codes and regulations.
8. Perform all work in accordance with applicable codes and to the highest standards of trade practice. All sign components are to be straight, square, and true to one another. All material joints and seams are to be fabricated so that joints and seams are unnoticeable unless specified otherwise in these Design Guidelines.
9. Prior to commencing any work, review with Owner and Architect/Designer the phasing of work and secure approval from all parties.
10. Meet Class III flame spread ratings of 76 to 200, as per applicable code for all interior finish and trim materials.
11. Provide and install adequate blocking for all wall hung and wall supported items except for those items that are hung from items not in contract.

12. Patch and repair all existing surfaces as required prior to applying new finishes. All openings, voids, or unfinished surfaces created by removal or alteration of existing work shall be closed or patched and finished as necessary to match existing continuous surfaces or new finishes required.

13. Install all hangers, channels, rods and other miscellaneous support steel as necessary for the support of suspended equipment (signage). Fasten Supports to the existing structure in such a manner as to not compromise its existing structural integrity or fire rating.

14. Keep the site work area(s) clear of unnecessary debris and keep all work area(s) secured when unattended for the duration of the installation period.

15. Clean the site of all unnecessary debris and clean all glass, chrome, and any other items before vacating the site and final Owner acceptance.

16. Warrant that all merchandise is free of defects in material or workmanship. Provide Owner with a written warranty to replace or repair any merchandise that fails to conform to above for a period of no less than one (1) year from date of final acceptance.

17. Architect/Designer will inspect work after installation and submit a punchlist to the UH Project Manager.

ISSUE	DATE
REFERENCE SET	05.10.2024
-	-

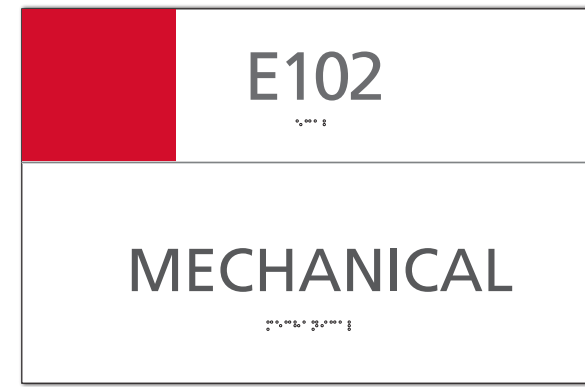
**SIGN FAMILY**



**Type A** Room Plaque Typical with Red Accent  
(With flexible name insert)




**Type A** Room Plaque Alternative with Gray Accent.  
Gray accent applies to entire collection of sign types if used. See Sheet 07 for complete family of Gray Accent plaques



**Type B** Room Plaque (Permanent Use Space)



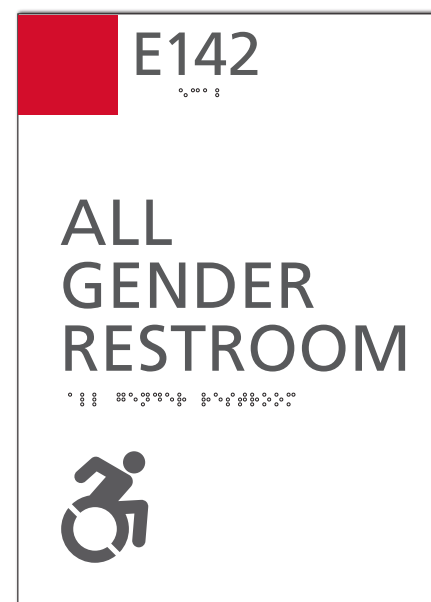
**Type C** Number Plaque



**Type D** Clear View Sheet Holder




**Type E** Restroom Plaque



**Type E1** All Gender Restroom Plaque



**Type E2** Mothers Room Plaque



**Type E3** Sharps Disposal Plaque



**Type E4** Elevator Cab  
Interior Identification Plaque



**Type E5** Elevator  
Identification Plaque



**Type E6** Elevator Jamb  
Floor Level Identification

**SIGN FAMILY**



**Type F** Stairwell Identification Plaque - Occupant Side



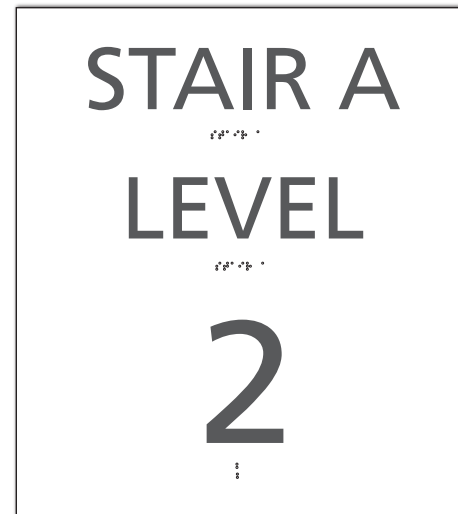
**Type F5** Maximum Occupancy Plaque



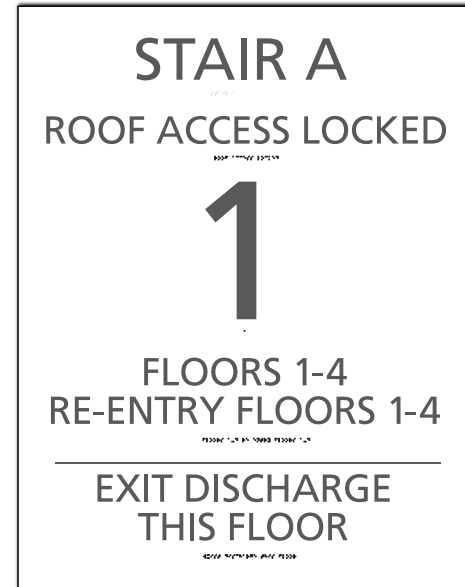
**Type F6** Area of Refuge Plaque - Occupant Side (Unsprinklered Buildings Only)

FIRE DOOR  
KEEP CLOSED

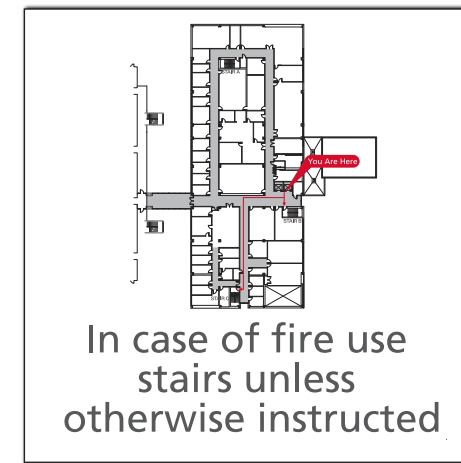
**Type G** Miscellaneous Vinyl



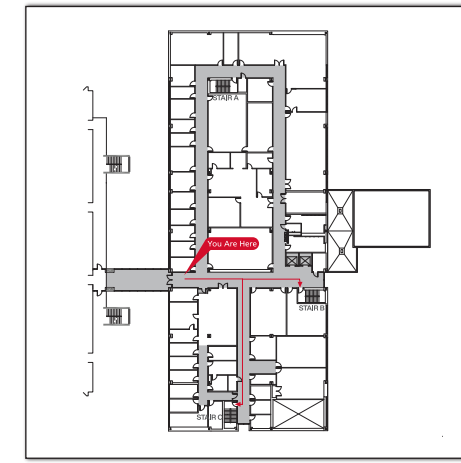
**Type F1** Stairwell Plaque - Stairwell Side (2 stories or less)





**Type F2** Stairwell Plaque - Stairwell Side (3 stories or more)




**Type F3** Elevator Egress Plaque



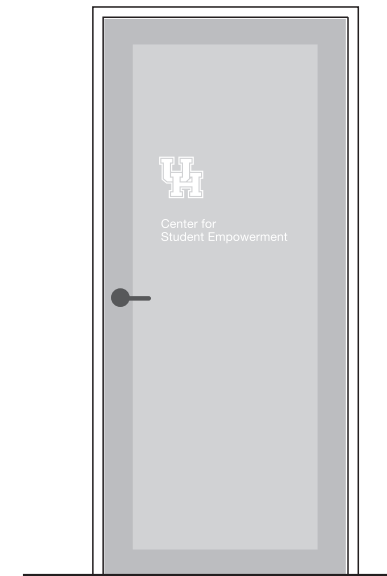
**Type F4** Hallway Egress Plaque

 <b>Cullen College of Engineering Building 2</b> <a href="http://www.egr.uh.edu">www.egr.uh.edu</a>	
4	Office of the Dean E421 Graduate Programs External Relations Advancement Research and Facilities Business Administration Sponsored Research and Institutional Effectiveness W438
3	Communications E301 Undergraduate Programs E316 PROMES <small>The Associate Dean for Undergraduate Admissions is located in E316</small>
2	Industrial Engineering E206
1	Computing Center W129 Lecture Hall W122
Level 1 	


**Type J** Directory (Building) Typical at Entries and Elevators

 <b>Cullen College of Engineering</b> Civil and Environmental Engineering																																																																			
<table border="0"> <thead> <tr> <th>Faculty</th> <th>Staff</th> <th>Programs</th> </tr> </thead> <tbody> <tr> <td>A. Bajardi N108</td> <td>A. Brown N129</td> <td>Environmental Engineering</td> </tr> <tr> <td>S. Chellan N113</td> <td>C. Laitao E411</td> <td>Geospatial Engineering</td> </tr> <tr> <td>M. Darsood N124</td> <td>G. McTigret SPA153</td> <td></td> </tr> <tr> <td>B. Gencturk N124</td> <td>J. Miller ERP7-300</td> <td></td> </tr> <tr> <td>C. Glennie CPH403</td> <td>M. Modakha W455A</td> <td></td> </tr> <tr> <td>K. Han N116</td> <td>L. Murphy CPH400</td> <td></td> </tr> <tr> <td>R. Herman N115</td> <td>L. Paoletti N107</td> <td></td> </tr> <tr> <td>T. Hsu N114</td> <td>D. Rogner N121</td> <td></td> </tr> <tr> <td>V. Hu N117</td> <td>C. Wallace W411</td> <td></td> </tr> <tr> <td>M. Lee CPH454</td> <td>S. Williams N120</td> <td></td> </tr> <tr> <td>M. Li N132</td> <td></td> <td></td> </tr> <tr> <td>K. Nakanahara N135</td> <td></td> <td></td> </tr> <tr> <td>M. Patel N138</td> <td></td> <td></td> </tr> <tr> <td>B. Riley N122</td> <td></td> <td></td> </tr> <tr> <td>D. Rodrigues N128</td> <td></td> <td></td> </tr> <tr> <td>R. Srivastha CPH351</td> <td>R. Herman CPH351 N115</td> <td></td> </tr> <tr> <td>K. Srinon N119</td> <td>H. Wang, Chair CEVE N138</td> <td></td> </tr> <tr> <td>J. Tadisco E421</td> <td>K. Wang, Chair CEVE N130</td> <td></td> </tr> <tr> <td>C. Vaidyanandan N133</td> <td></td> <td></td> </tr> <tr> <td>A. Wang N120</td> <td></td> <td></td> </tr> <tr> <td>K. Wilam N110</td> <td></td> <td></td> </tr> </tbody> </table>	Faculty	Staff	Programs	A. Bajardi N108	A. Brown N129	Environmental Engineering	S. Chellan N113	C. Laitao E411	Geospatial Engineering	M. Darsood N124	G. McTigret SPA153		B. Gencturk N124	J. Miller ERP7-300		C. Glennie CPH403	M. Modakha W455A		K. Han N116	L. Murphy CPH400		R. Herman N115	L. Paoletti N107		T. Hsu N114	D. Rogner N121		V. Hu N117	C. Wallace W411		M. Lee CPH454	S. Williams N120		M. Li N132			K. Nakanahara N135			M. Patel N138			B. Riley N122			D. Rodrigues N128			R. Srivastha CPH351	R. Herman CPH351 N115		K. Srinon N119	H. Wang, Chair CEVE N138		J. Tadisco E421	K. Wang, Chair CEVE N130		C. Vaidyanandan N133			A. Wang N120			K. Wilam N110			Advising R. Herman CPH351 N115 H. Wang, Chair CEVE N138 K. Wang, Chair CEVE N130
Faculty	Staff	Programs																																																																	
A. Bajardi N108	A. Brown N129	Environmental Engineering																																																																	
S. Chellan N113	C. Laitao E411	Geospatial Engineering																																																																	
M. Darsood N124	G. McTigret SPA153																																																																		
B. Gencturk N124	J. Miller ERP7-300																																																																		
C. Glennie CPH403	M. Modakha W455A																																																																		
K. Han N116	L. Murphy CPH400																																																																		
R. Herman N115	L. Paoletti N107																																																																		
T. Hsu N114	D. Rogner N121																																																																		
V. Hu N117	C. Wallace W411																																																																		
M. Lee CPH454	S. Williams N120																																																																		
M. Li N132																																																																			
K. Nakanahara N135																																																																			
M. Patel N138																																																																			
B. Riley N122																																																																			
D. Rodrigues N128																																																																			
R. Srivastha CPH351	R. Herman CPH351 N115																																																																		
K. Srinon N119	H. Wang, Chair CEVE N138																																																																		
J. Tadisco E421	K. Wang, Chair CEVE N130																																																																		
C. Vaidyanandan N133																																																																			
A. Wang N120																																																																			
K. Wilam N110																																																																			
<small>FOR MORE INFORMATION, CALL 713/549-0000 WWW.CE.UH.EDU</small>																																																																			

**Type J1** Directory (Department)



**Type K** Suite Entry Vinyl

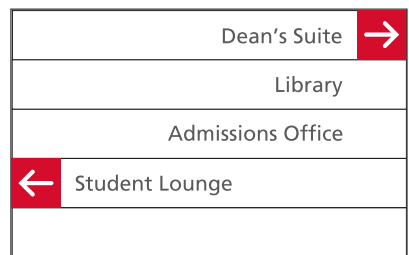
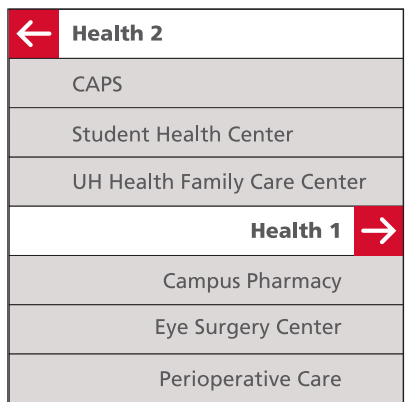
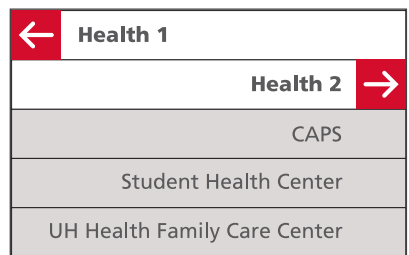
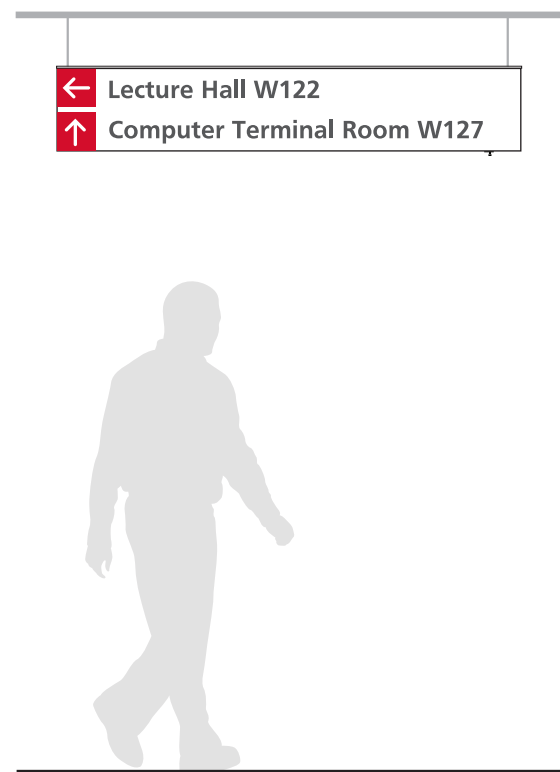


**Type K2** Reception Wall Sign (Raised Letters)



**Type K1** Suite Identification Plaque (Multi-Tenant)

**SIGN FAMILY**

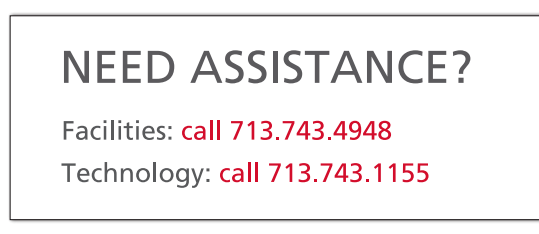



**Type L** Wayfinding Panel  
(Suspended)

**Type L1** Wayfinding Panel  
(Wall Mounted, Small)  
Connected Buildings

**Type L2** Wayfinding Panel  
(Wall Mounted, Large)  
Connected Buildings

**Type L3** Wayfinding Panel  
(Wall Mounted)  
Single Building  
Maximum five listing



**Type M** Flag Sign (Restrooms)

**Type M1** Flag Sign (AED Equipment)

**Type M2** Flag Sign (Fire Extinguisher)

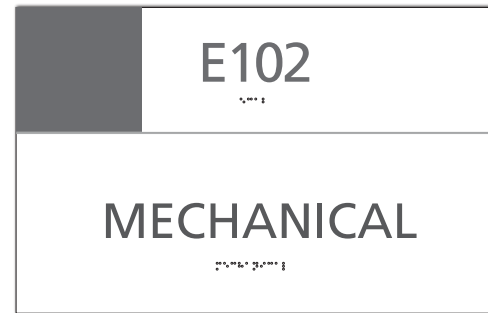
**Type N** Assistive Listening Plaque  
(Classroom Side)

**Type O** Need Assistance Plaque  
(Classroom Side)

**SIGN FAMILY - GRAY PALETTE**




**Type A** Room Plaque  
(With flexible name insert)



**Type B** Room Plaque (Permanent Use Space)



**Type E** Restroom Plaque




**Type E1** All Gender Restroom Plaque



**Type E2** Mothers Room Plaque



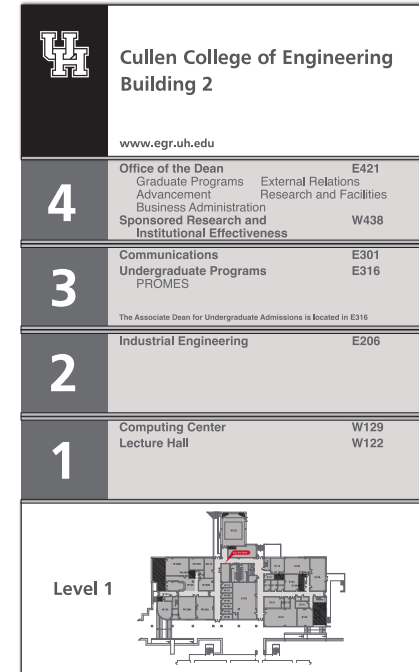
**Type M** Flag Sign (Restrooms)



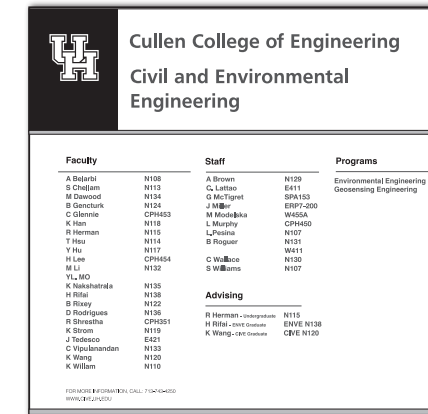
**Type M1** Flag Sign (AED Equipment)




**Type M2** Flag Sign (Fire Extinguisher)



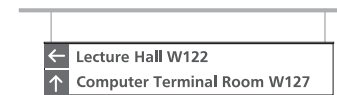
**Type J** Directory (Building - Typical at Entries and Elevators)



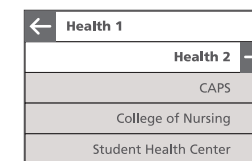
**Type J1** Directory (Department)



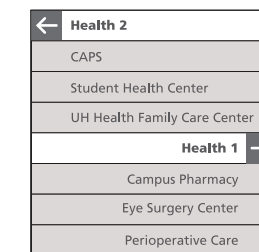
**Type K1** Suite Identification Plaque (Multi-Tenant)



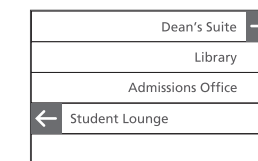
**Type L** Wayfinding Panel (Suspended)



**Type L1** Wayfinding Panel (Wall Mounted, Small) Connected Buildings



**Type L2** Wayfinding Panel (Wall Mounted, Large) Connected Buildings



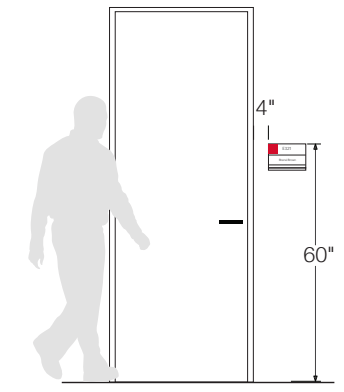
**Type L3** Wayfinding Panel (Wall Mounted) Single Building Maximum five listing



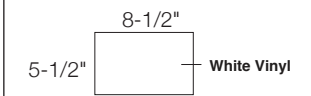
**CONTRACTOR TO PROVIDE:**

- Shop drawings
- Face layouts for all signs
- Location Plan
- Paint and Material samples
- 3-1/2x3-1/2" (Quantity 4)
- Prototype(s) for approval of all sign types

**CONTRACTOR TO VERIFY FIELD CONDITIONS**



**Mounting Guidelines (Wall)**  
Sign to mount with VHB foam tape and silicone



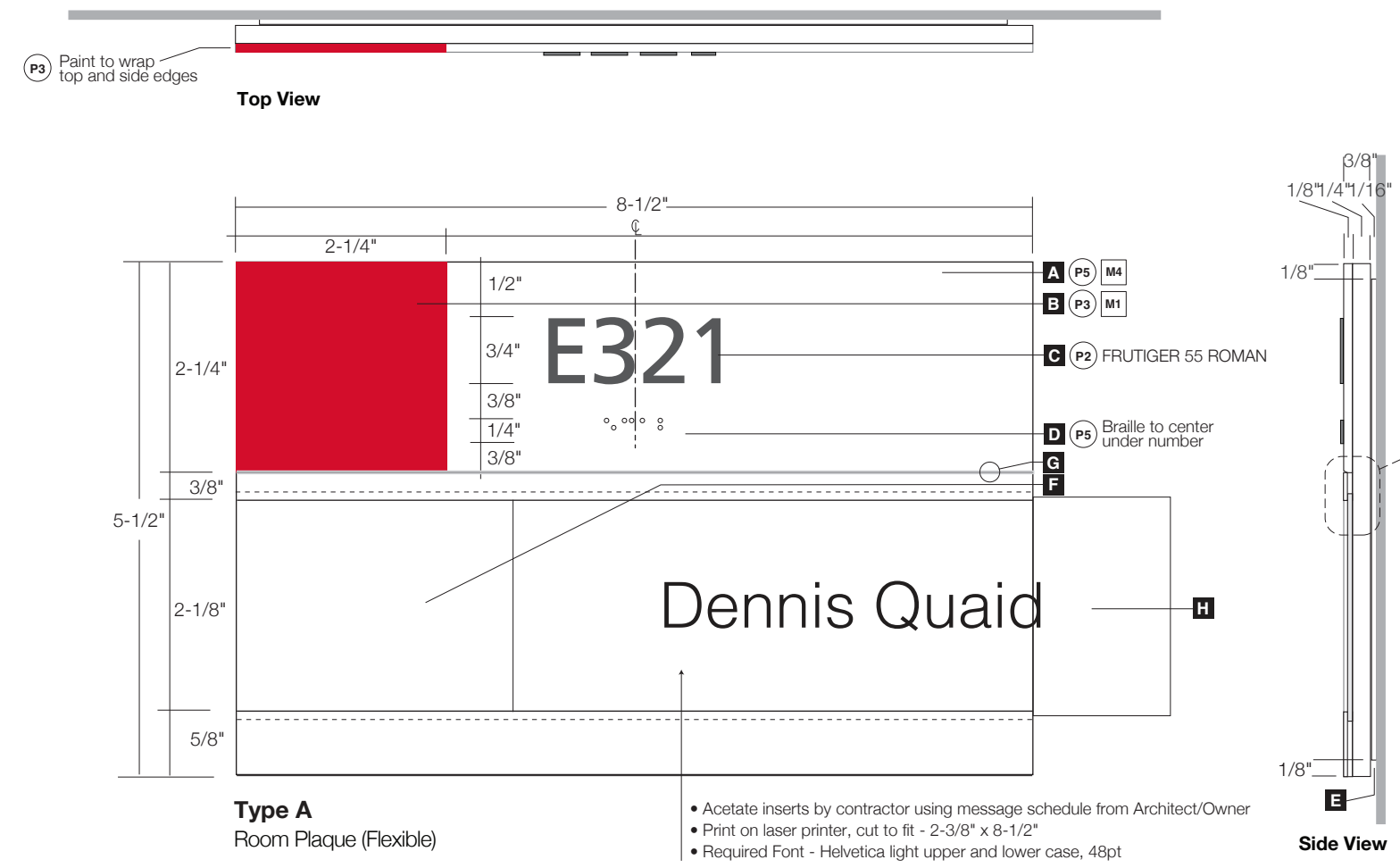
Installation on glass requires opaque white vinyl applied on first surface prior to mounting plaque. Plaque applies to vinyl.

ISSUE	DATE
REFERENCE SET	05.10.2024



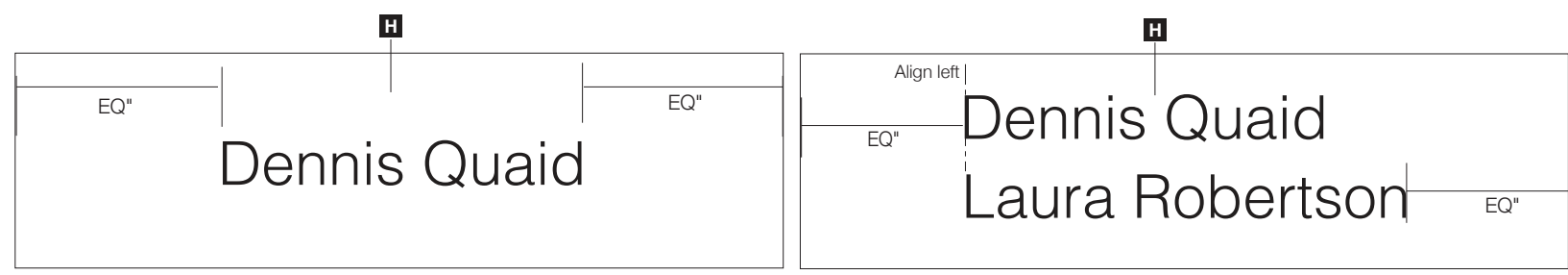
**Sign Type**

**A**  
Room Plaque  
(Flexible Name Insert)



**Type A**  
Room Plaque (Flexible)

- Acetate inserts by contractor using message schedule from Architect/Owner
- Print on laser printer, cut to fit - 2-3/8" x 8-1/2"
- Required Font - Helvetica light upper and lower case, 48pt



Acetate insert layout option for shared office

**Fabrication Notes**

- A** 1/8" Thermoform plaque painted [MP32071 White Wonder, satin]. Plaque applied to 1/4" back plate painted [MP32071 White Wonder, satin]
- B** Acrylic square painted [Matthews MP12602 Scarlata, satin], exposed edges to be painted same color
- C** Raised letters, graphics painted [Matthews MP10124 Gloomy Grey, satin]
- D** Braille painted [MP32071 White Wonder, satin]
- E** 1/16" undersized acrylic spacer plate, painted [MP32071 White Wonder, satin]
- F** Clear matte acrylic window
- G** Visible seam created by lightly eased edges
- H** Acetate Insert

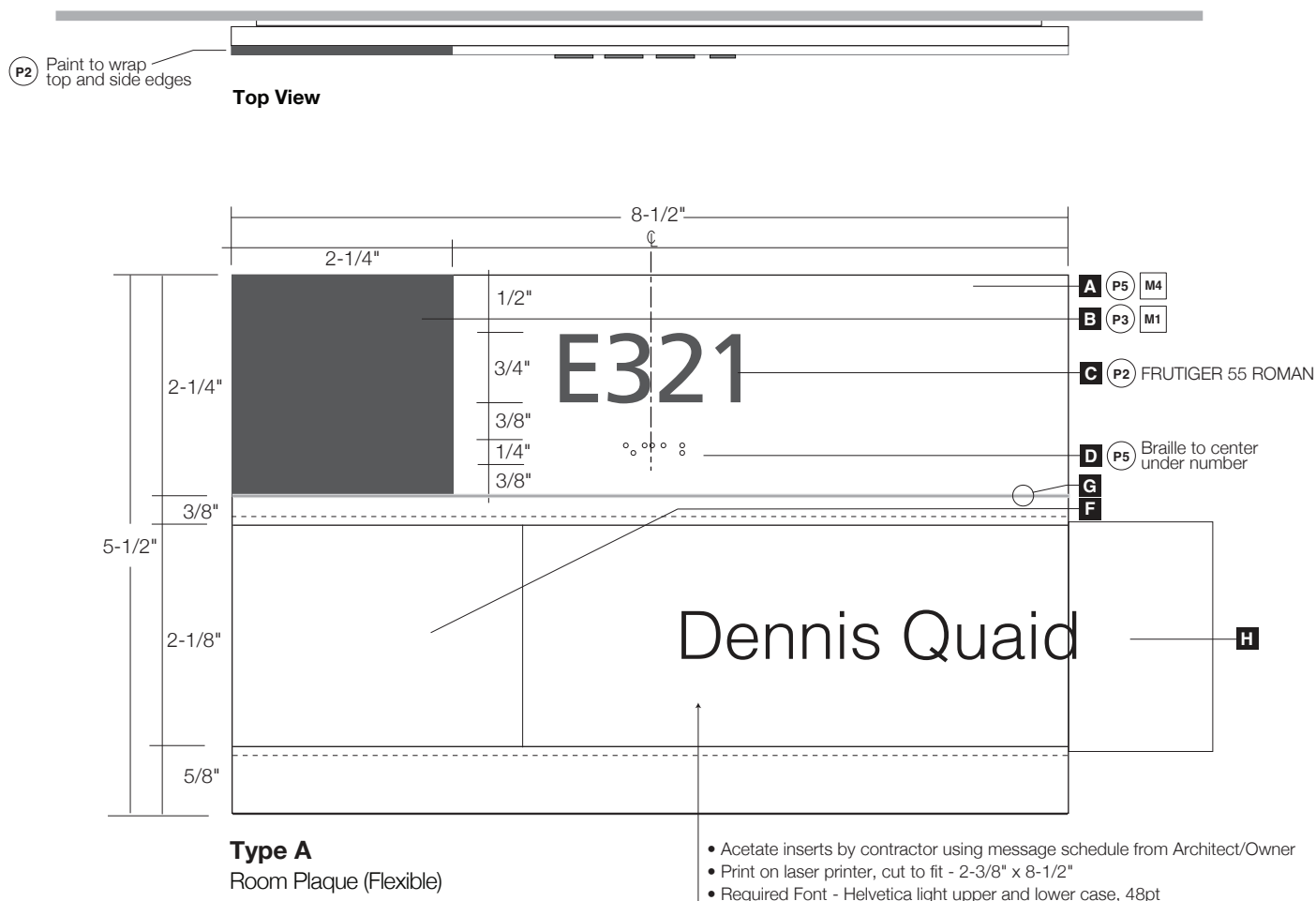
**Paint Colors**

- P1**  **Light Gray** to match Matthews MP03340 Grey Fog, satin
- P2**  **Dark Gray** to match Matthews MP10124 Gloomy Grey, satin
- P3**  **Red** to match Matthews MP12602 Scarlata, satin
- P4**  **Black** to match Matthews MP33764 Black Indigo, satin
- P5**  **White** to match Matthews MP32071 White Wonder, satin
- P6**  **Blue** to match Matthews MP00359 Belize Blue, satin
- P7**  **Grey Metallic** to match Matthews MP18145 Lead Grey Metallic

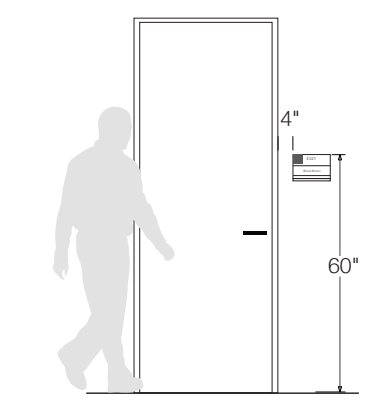
**Material**

- M1** **Painted Acrylic**
- M2** **Aluminum**
- M3** **Vinyl**
- M4** **Thermoform Acrylic**
- M5** **Stainless Steel**

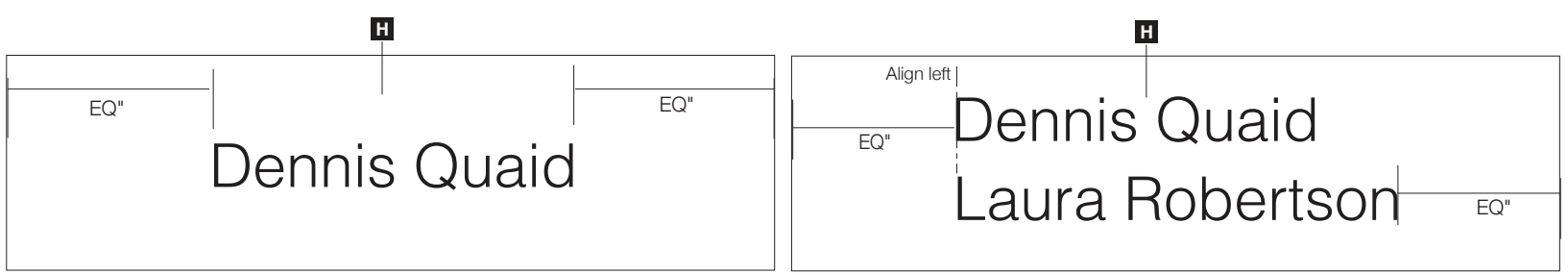
ISSUE	DATE
REFERENCE SET	05.10.2024



- CONTRACTOR TO PROVIDE:**
- Shop drawings
  - Face layouts for all signs
  - Location Plan
  - Paint and Material samples
  - 3-1/2x3-1/2" (Quantity 4)
  - Prototype(s) for approval of all sign types
- CONTRACTOR TO VERIFY FIELD CONDITIONS**



Installation on glass requires opaque white vinyl applied on first surface prior to mounting plaque. Plaque applies to vinyl.



**Fabrication Notes**

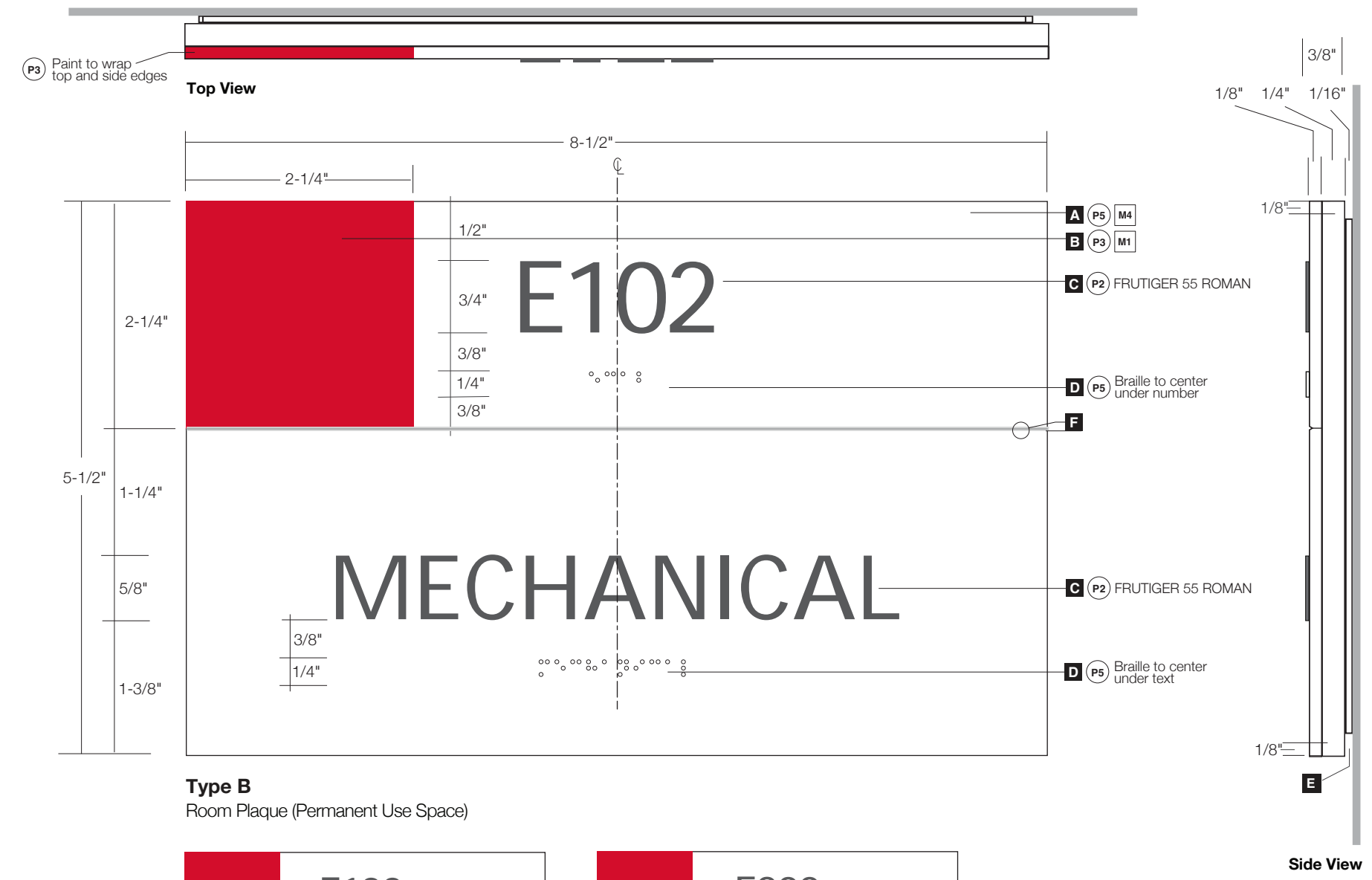
- A** 1/8" Thermoform plaque painted [MP32071 White Wonder, satin]. Plaque applied to 1/4" back plate painted [MP32071 White Wonder, satin]
- B** Acrylic square painted [Matthews MP10124 Gloomy Grey satin], exposed edges to be painted same color
- C** Raised letters, graphics painted [Matthews MP10124 Gloomy Grey, satin]
- D** Braille painted [MP32071 White Wonder, satin]
- E** 1/16" undersized acrylic spacer plate, painted [MP32071 White Wonder, satin]
- F** Clear matte acrylic window
- G** Visible seam created by lightly eased edges
- H** Acetate Insert

**Paint Colors**

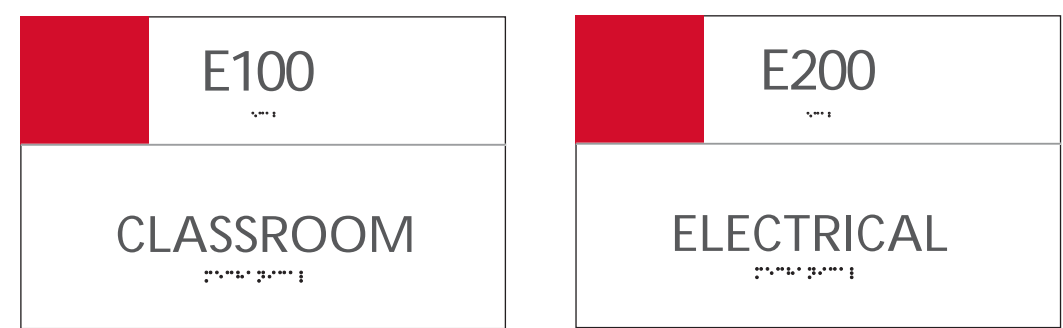
- P1** Light Gray to match Matthews MP03340 Grey Fog, satin
- P2** Dark Gray to match Matthews MP10124 Gloomy Grey, satin
- P3** Red to match Matthews MP12602 Scarlata, satin
- P4** Black to match Matthews MP33764 Black Indigo, satin
- P5** White to match Matthews MP32071 White Wonder, satin
- P6** Blue to match Matthews MP00359 Belize Blue, satin
- P7** Grey Metallic to match Matthews MP18145 Lead Grey Metallic

**Material**

- M1** Painted Acrylic
- M2** Aluminum
- M3** Vinyl
- M4** Thermoform Acrylic
- M5** Stainless Steel

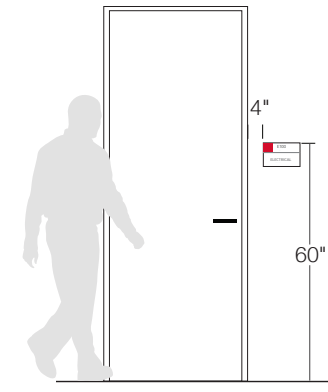


**Type B**  
Room Plaque (Permanent Use Space)

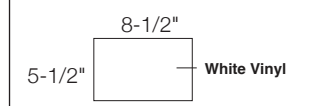


TYPICAL LAYOUT EXAMPLES

- CONTRACTOR TO PROVIDE:**
- Shop drawings
  - Face layouts for all signs
  - Location Plan
  - Paint and Material samples
  - 3-1/2x3-1/2" (Quantity 4)
  - Prototype(s) for approval of all sign types
- CONTRACTOR TO VERIFY FIELD CONDITIONS**



**Mounting Guidelines (Wall)**  
Sign to mount with VHB foam tape and silicone



Installation on glass requires opaque white vinyl applied on first surface prior to mounting plaque. Plaque applies to vinyl.

**Fabrication Notes**

- A** 1/8" Thermoform plaque painted [MP32071 White Wonder, satin]. Plaque applied to 1/4" back plate painted [MP32071 White Wonder, satin].
- B** Acrylic square painted [Matthews MP12602 Scarlata, satin], exposed edges to be painted same color
- C** Raised letters, graphics painted [Matthews MP10124 Gloomy Grey, satin]
- D** Braille painted [MP32071 White Wonder, satin]
- E** 1/16" undersized acrylic spacer plate, painted [MP32071 White Wonder, satin]
- F** Visible seam created by lightly eased edges

**Paint Colors**

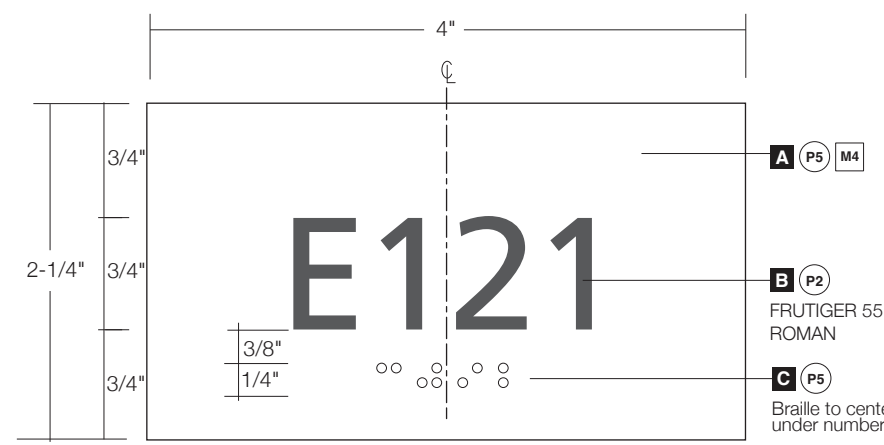
- P1** Light Gray to match Matthews MP03340 Grey Fog, satin
- P2** Dark Gray to match Matthews MP10124 Gloomy Grey, satin
- P3** Red to match Matthews MP12602 Scarlata, satin
- P4** Black to match Matthews MP33764 Black Indigo, satin
- P5** White to match Matthews MP32071 White Wonder, satin
- P6** Blue to match Matthews MP00359 Belize Blue, satin
- P7** Grey Metallic to match Matthews MP18145 Lead Grey Metallic

**Material**

- M1** Painted Acrylic
- M2** Aluminum
- M3** Vinyl
- M4** Thermoform Acrylic
- M5** Stainless Steel

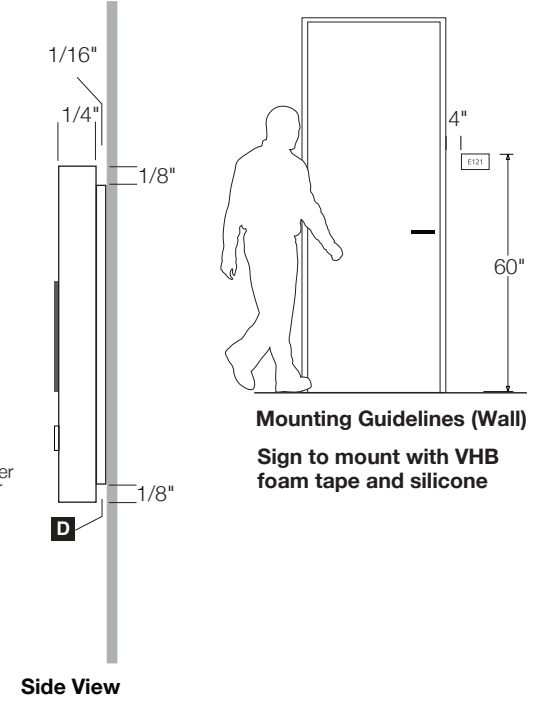
**Sign Type B**  
Room Plaque  
Permanent Use  
Space

ISSUE	DATE
REFERENCE SET	05.10.2024

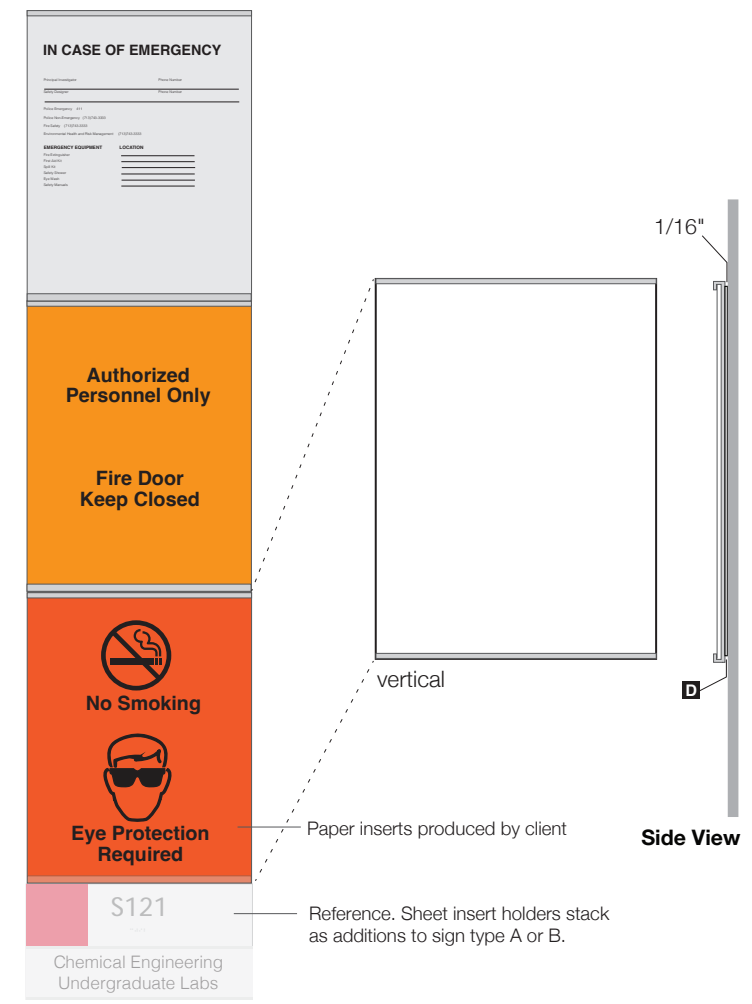


**Type C**  
Room Plaque (Number Only)

**Note: For limited use only at storage closets and similar spaces that are nested inside another room and do not require a name.**

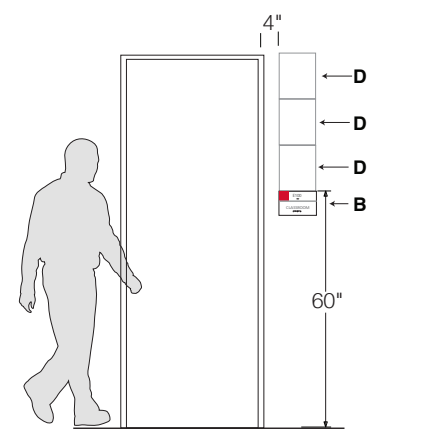


Side View

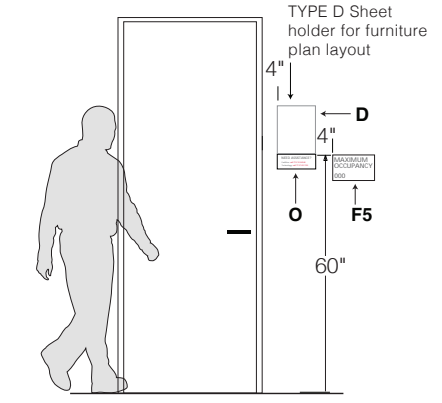


**Type D** Clear View Sheet Holder  
Aluminum sheet holder with clear acrylic lens, sized for an 8-1/2 x 11" vertical sheet.

- CONTRACTOR TO PROVIDE:**
- Shop drawings
  - Face layouts for all signs
  - Location Plan
  - Paint and Material samples 3-1/2x3-1/2" (Quantity 4)
  - Prototype(s) for approval of all sign types
- CONTRACTOR TO VERIFY FIELD CONDITIONS**



**Mounting Guidelines Type D**  
(Wall - Hallway side) as single holder or in multiples up to 3  
Sheet Holder to mount with VHB foam tape and silicone



**Mounting Guidelines Types O, D and F5**  
(Interior wall - Occupant side)  
Sign to mount with VHB foam tape and silicone

**Fabrication Notes**

- A** 1/4" Thermoform plaque painted [MP32071 White Wonder, satin]
- B** Raised letters, painted [Matthews MP10124 Gloomy Grey, satin]
- C** Braille painted [MP32071 White Wonder, satin]
- D** 1/16" undersized acrylic spacer plate, painted [MP32071 White Wonder, satin]

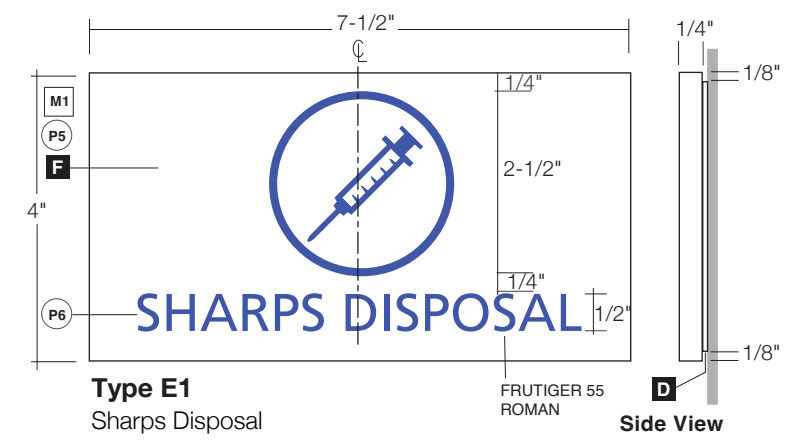
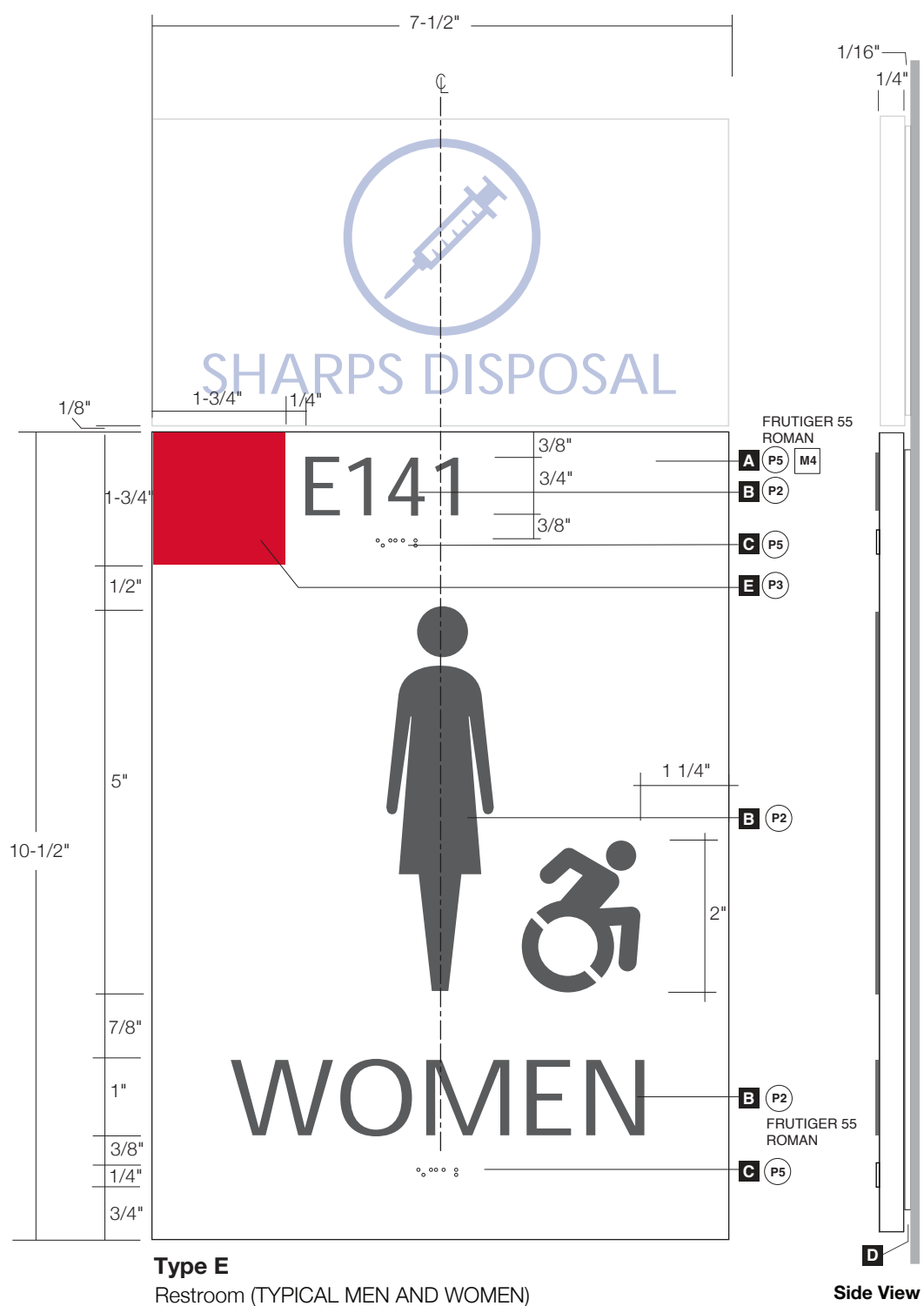
**Paint Colors**

- P1** Light Gray to match Matthews MP03340 Grey Fog, satin
- P2** Dark Gray to match Matthews MP10124 Gloomy Grey, satin
- P3** Red to match Matthews MP12602 Scarlata, satin
- P4** Black to match Matthews MP33764 Black Indigo, satin
- P5** White to match Matthews MP32071 White Wonder, satin
- P6** Blue to match Matthews MP00359 Belize Blue, satin
- P7** Grey Metallic to match Matthews MP18145 Lead Grey Metallic

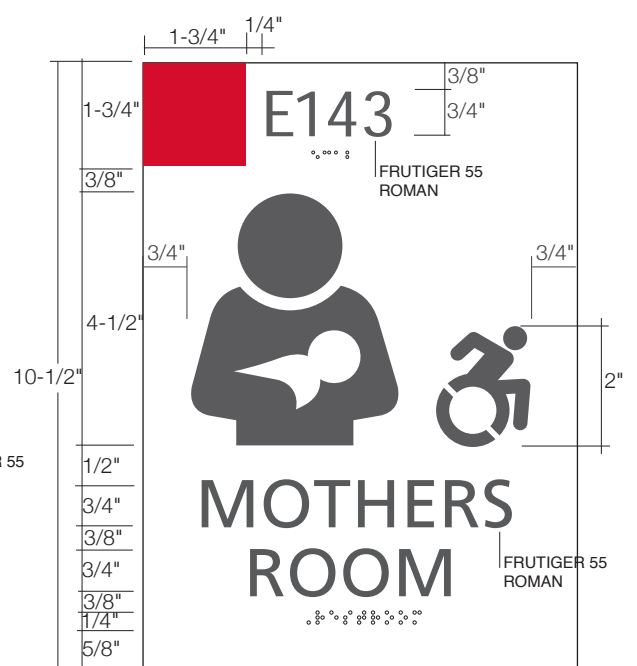
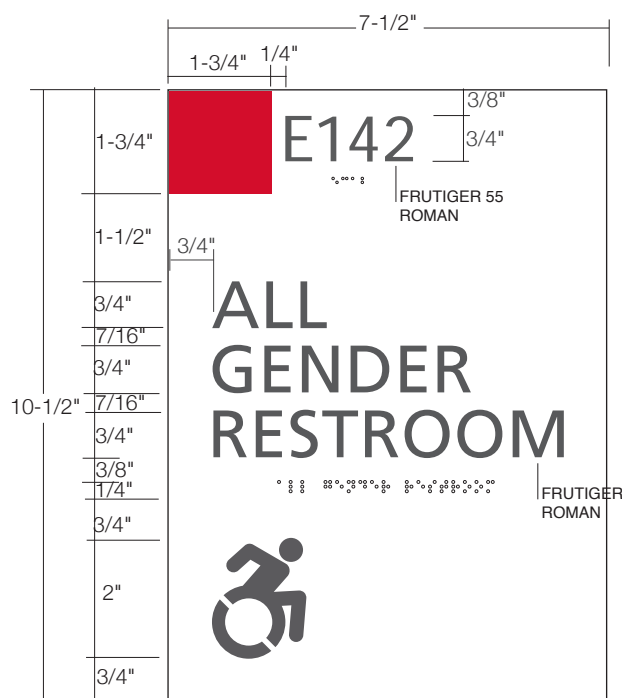
**Material**

- M1** Painted Acrylic
- M2** Aluminum
- M3** Vinyl
- M4** Thermoform Acrylic
- M5** Stainless Steel

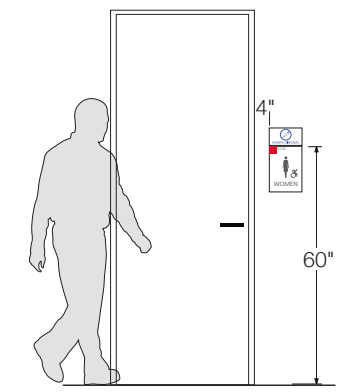
ISSUE	DATE
REFERENCE SET	05.10.2024



**Note: Provide Sharps signs on the first floor of every building at each public men's restroom, each public women's restroom, and each public All Gender restroom. Locate plaque 1/8" above restroom plaque as shown.**



- CONTRACTOR TO PROVIDE:**
- Shop drawings
  - Face layouts for all signs
  - Location Plan
  - Paint and Material samples 3-1/2x3-1/2" (Quantity 4)
  - Prototype(s) for approval of all sign types
- CONTRACTOR TO VERIFY FIELD CONDITIONS**



**Fabrication Notes**

- A** 1/4" Thermoform plaque painted [MP32071 White Wonder, satin]
- B** Raised letters, graphics painted [Matthews MP10124 Gloomy Grey, satin]
- C** Braille painted [MP32071 White Wonder, satin]
- D** 1/16" undersized acrylic spacer plate, painted [MP32071 White Wonder, satin]
- E** Acrylic square painted [Matthews MP12602 Scarlata, satin], exposed edges to be painted same color
- F** 1/14" acrylic plaque, painted [MP32071 White Wonder, satin]. Copy Screenprints to match [Matthews MP00359 Belize Blue, satin]

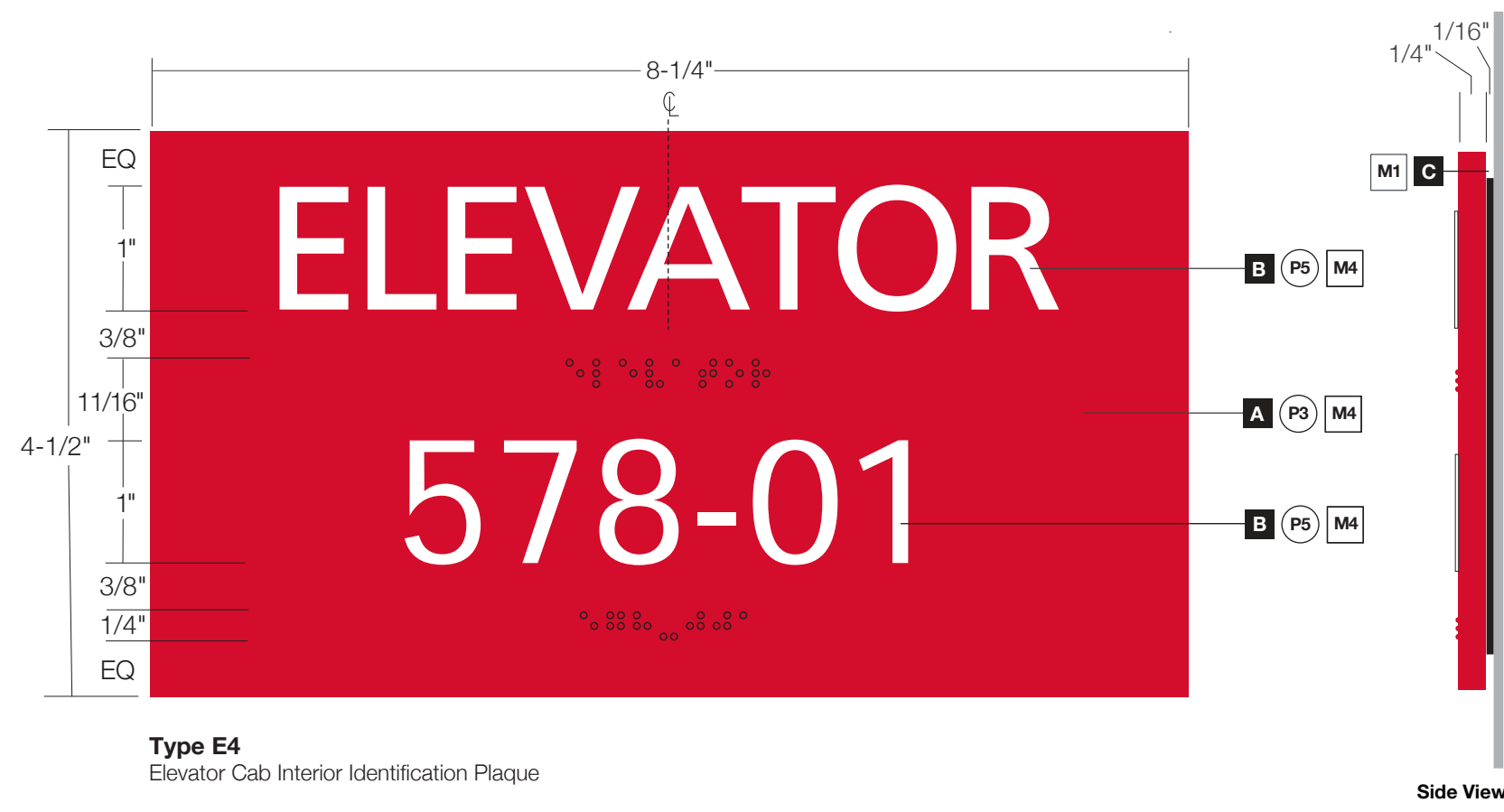
**Paint Colors**

- P1** Light Gray to match Matthews MP03340 Grey Fog, satin
- P2** Dark Gray to match Matthews MP10124 Gloomy Grey, satin
- P3** Red to match Matthews MP12602 Scarlata, satin
- P4** Black to match Matthews MP33764 Black Indigo, satin
- P5** White to match Matthews MP32071 White Wonder, satin
- P6** Blue to match Matthews MP00359 Belize Blue, satin
- P7** Grey Metallic to match Matthews MP18145 Lead Grey Metallic

**Material**

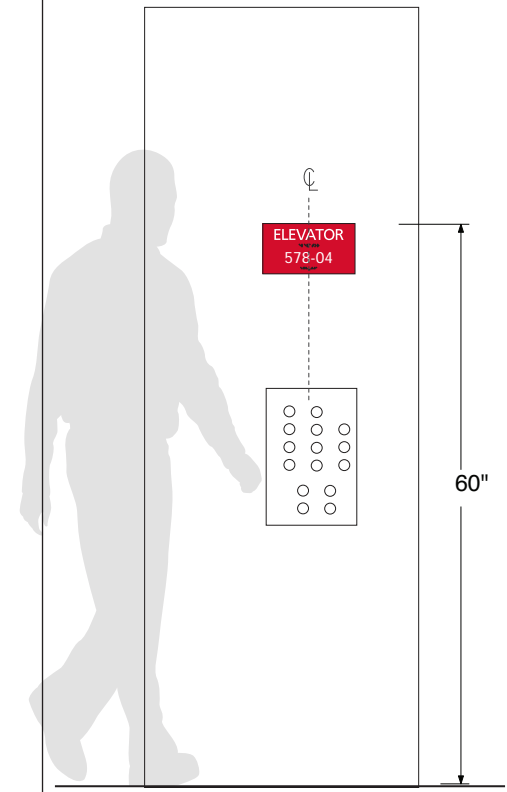
- M1** Painted Acrylic
- M2** Aluminum
- M3** Vinyl
- M4** Thermoform Acrylic
- M5** Stainless Steel

**Sign Type**  
**E / E1 / E2 / E3**  
Restroom  
Sharps Disposal  
All Gender  
Mothers Room



**Type E4**  
Elevator Cab Interior Identification Plaque

- CONTRACTOR TO PROVIDE:**
- Shop drawings
  - Face layouts for all signs
  - Location Plan
  - Paint and Material samples  
3-1/2x3-1/2" (Quantity 4)
  - Prototype(s) for approval of all sign types
- CONTRACTOR TO VERIFY FIELD CONDITIONS**



**Mounting Guidelines (Typical)**  
Mount centered above panel controls,  
60" from floor to top of plaque.  
Plaque to mount with VHB foam tape  
and silicone.



**Fabrication Notes**

- A** 1/4" thick, thermoform acrylic plaque painted P3 [MP12602 Scarlata]
- B** Raised copy and braille. Braille [MP12602 Scarlata, satin], Copy painted P5 [MP32071 White Wonder].
- C** 1/16" undersized black acrylic spacer plate


**FONT - FRUTIGER 55 ROMAN**

**Paint Colors**

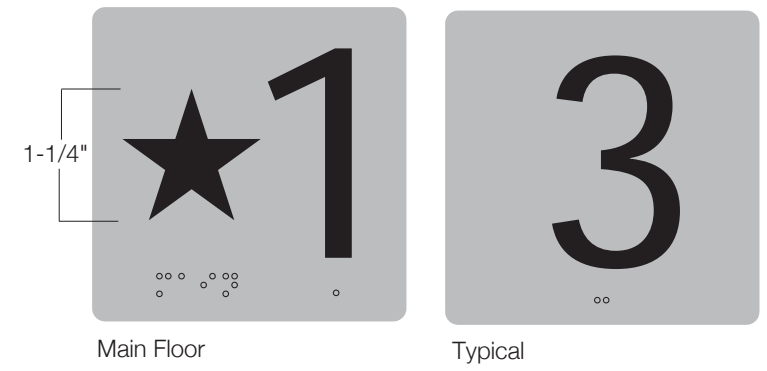
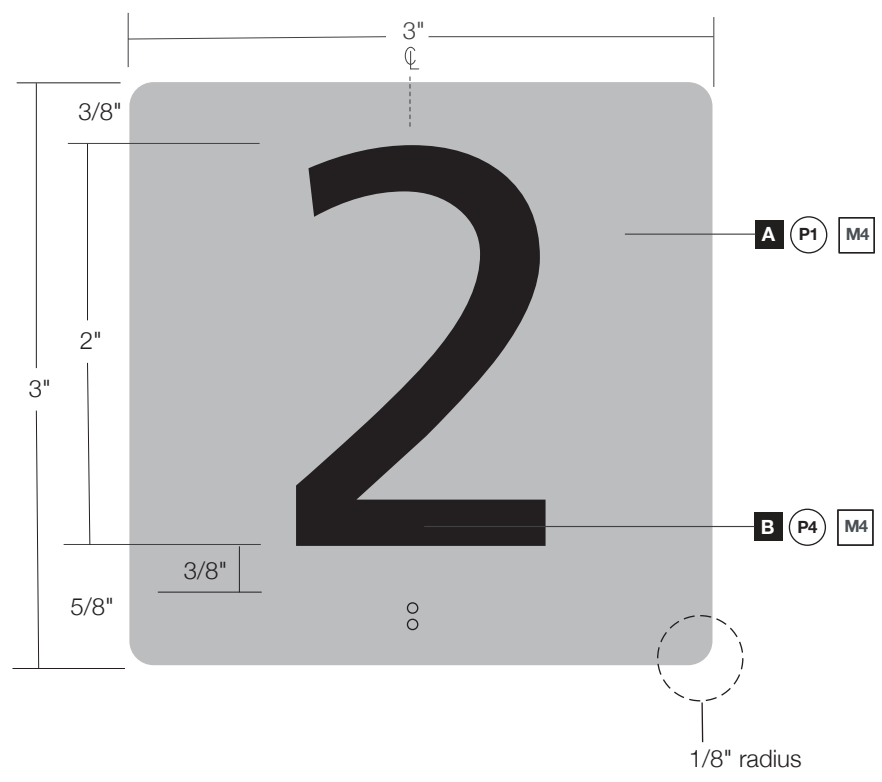
- P1**  **Light Gray** to match Matthews MP03340 Grey Fog, satin
- P2**  **Dark Gray** to match Matthews MP10124 Gloomy Grey, satin
- P3**  **Red** to match Matthews MP12602 Scarlata, satin
- P4**  **Black** to match Matthews MP33764 Black Indigo, satin
- P5**  **White** to match Matthews MP32071 White Wonder, satin
- P6**  **Blue** to match Matthews MP00359 Belize Blue, satin
- P7**  **Grey Metallic** to match Matthews MP18145 Lead Grey Metallic

**Material**

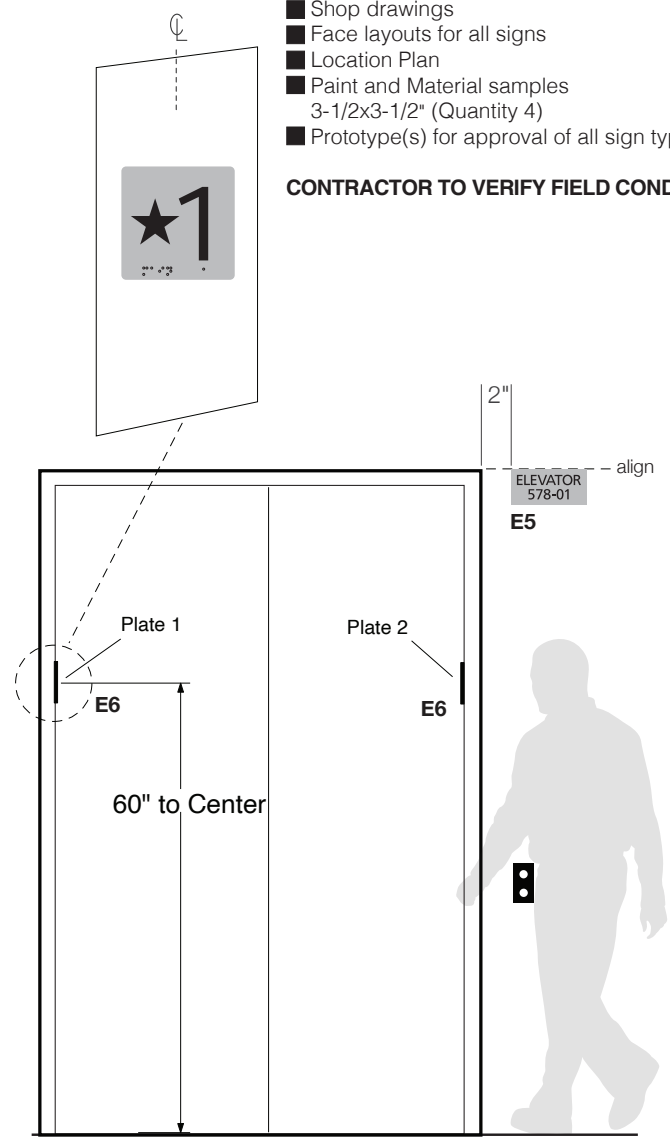
- M1** **Painted Acrylic**
- M2** **Aluminum**
- M3** **Vinyl**
- M4** **Thermoform Acrylic**
- M5** **Stainless Steel**



**Type E5**  
Elevator Identification Plaque



**Type E6**  
Elevator Jamb, Floor Level Identification Plate



**Mounting Guidelines (Typical)**

- E5**  
Align with top edge of jamb frame.  
Plaques to mount flush to wall surface with VHB foam tape and silicone.
- E6**  
Inside jamb - occupant side.  
Each elevator to receive 2 plates.  
Plates to mount with VHB foam tape and silicone.

- CONTRACTOR TO PROVIDE:**
- Shop drawings
  - Face layouts for all signs
  - Location Plan
  - Paint and Material samples  
3-1/2x3-1/2" (Quantity 4)
  - Prototype(s) for approval of all sign types
- CONTRACTOR TO VERIFY FIELD CONDITIONS**

**Fabrication Notes**

- A** 1/8" thick, Thermoform acrylic plate painted P1, [MP03340 Grey Fog]
- B** Plate and braille painted [MP03340 Grey Fog]. Raised copy painted P4, [MP33764 Black Indigo]
- C** 1/8" thick, Thermoform acrylic plate painted P1, [MP03340 Grey Fog]
- D** Raised copy painted P4, [MP33764 Black Indigo]

FONT - FRUTIGER 55 ROMAN

**Paint Colors**

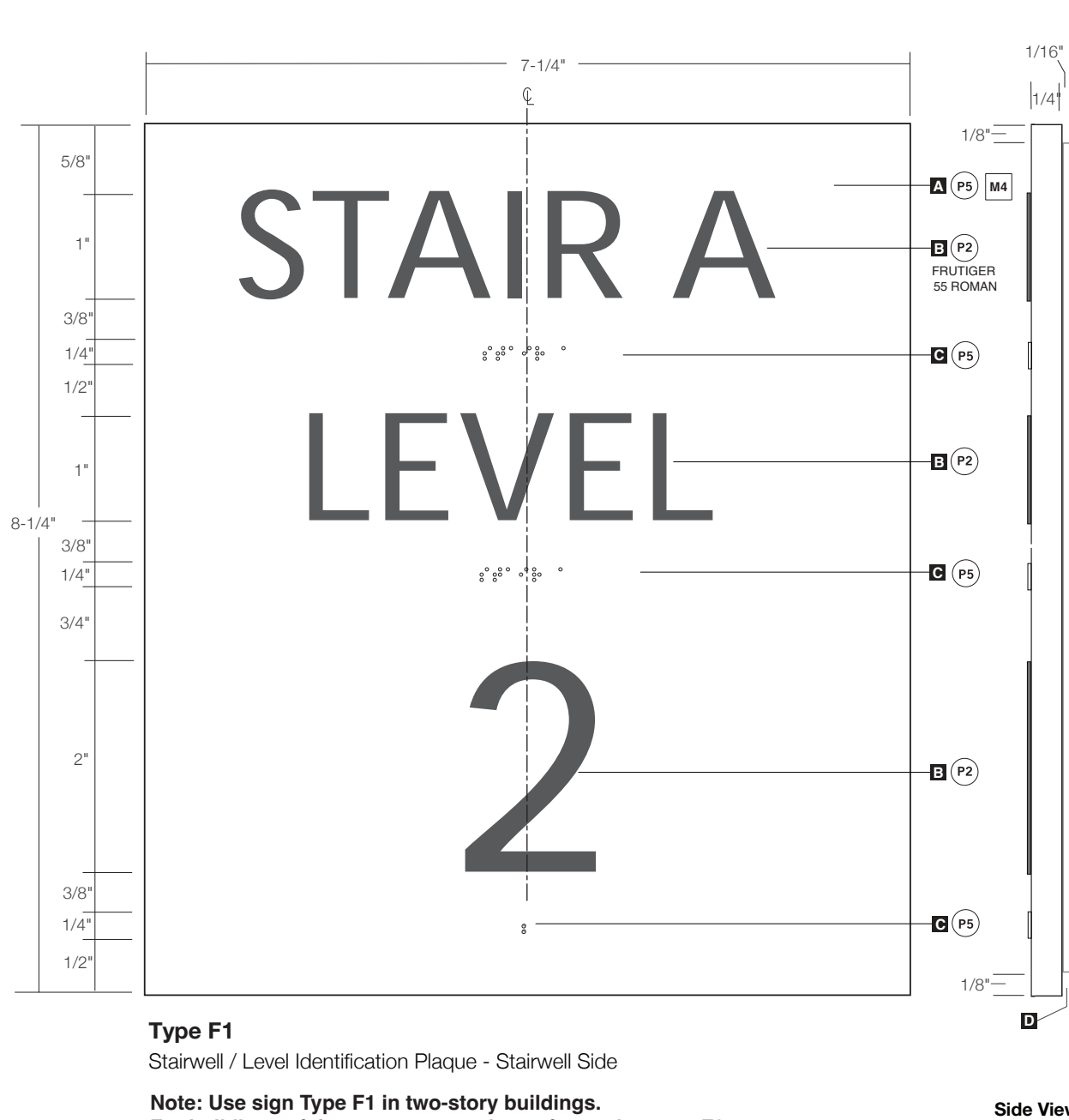
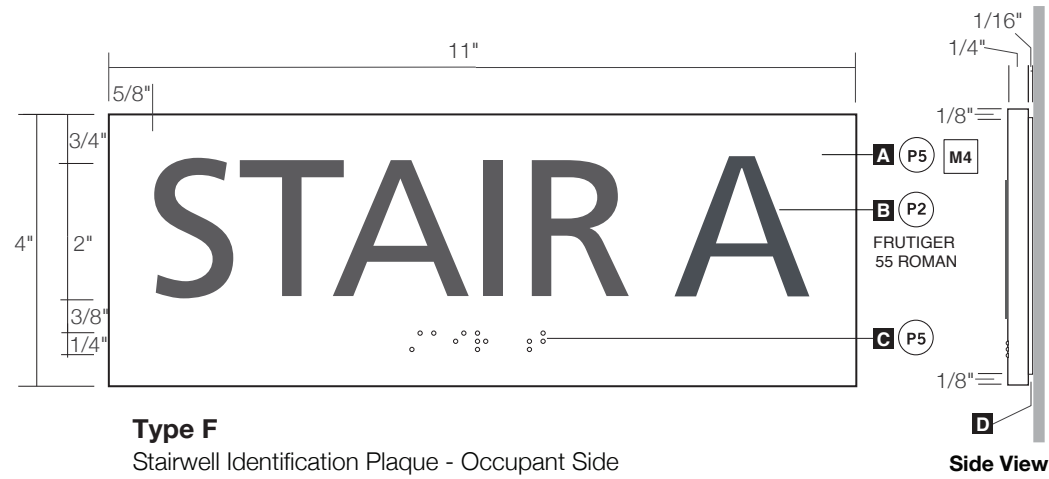
- P1** Light Gray to match Matthews MP03340 Grey Fog, satin
- P2** Dark Gray to match Matthews MP10124 Gloomy Grey, satin
- P3** Red to match Matthews MP12602 Scarlata, satin
- P4** Black to match Matthews MP33764 Black Indigo, satin
- P5** White to match Matthews MP32071 White Wonder, satin
- P6** Blue to match Matthews MP00359 Belize Blue, satin
- P7** Grey Metallic to match Matthews MP18145 Lead Grey Metallic

**Material**

- M1** Painted Acrylic
- M2** Aluminum
- M3** Vinyl
- M4** Thermoform Acrylic
- M5** Stainless Steel

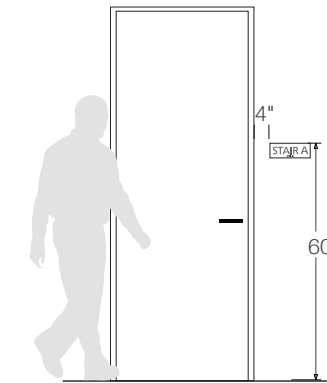
**Sign Type  
E5 / E6**

Elevator Identification /  
Elevator Jamb  
Floor Level  
Identification

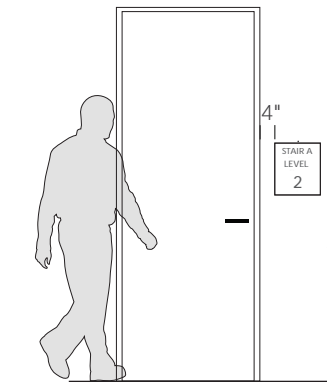


**Note: Use sign Type F1 in two-story buildings.  
For buildings of three or more stories, refer to sign type F2.**

- CONTRACTOR TO PROVIDE:**
- Shop drawings
  - Face layouts for all signs
  - Location Plan
  - Paint and Material samples
  - 3-1/2x3-1/2" (Quantity 4)
  - Prototype(s) for approval of all sign types
- CONTRACTOR TO VERIFY FIELD CONDITIONS**



**Mounting Guidelines Type F  
(Hallway - Occupant Side)**  
Sign to mount with VHB  
foam tape and silicone



**Mounting Guidelines Type F1  
(Stairwell - Stairwell Side)**  
Sign to mount with VHB  
foam tape and silicone

**Fabrication Notes**

- A** 1/4" Thermoform plaque painted [MP32071 White Wonder, satin]
- B** Raised letters, graphics painted [Matthews MP10124 Gloomy Grey, satin]
- C** Braille painted [MP32071 White Wonder, satin]
- D** 1/16" undersized acrylic spacer plate, painted [MP32071 White Wonder, satin]

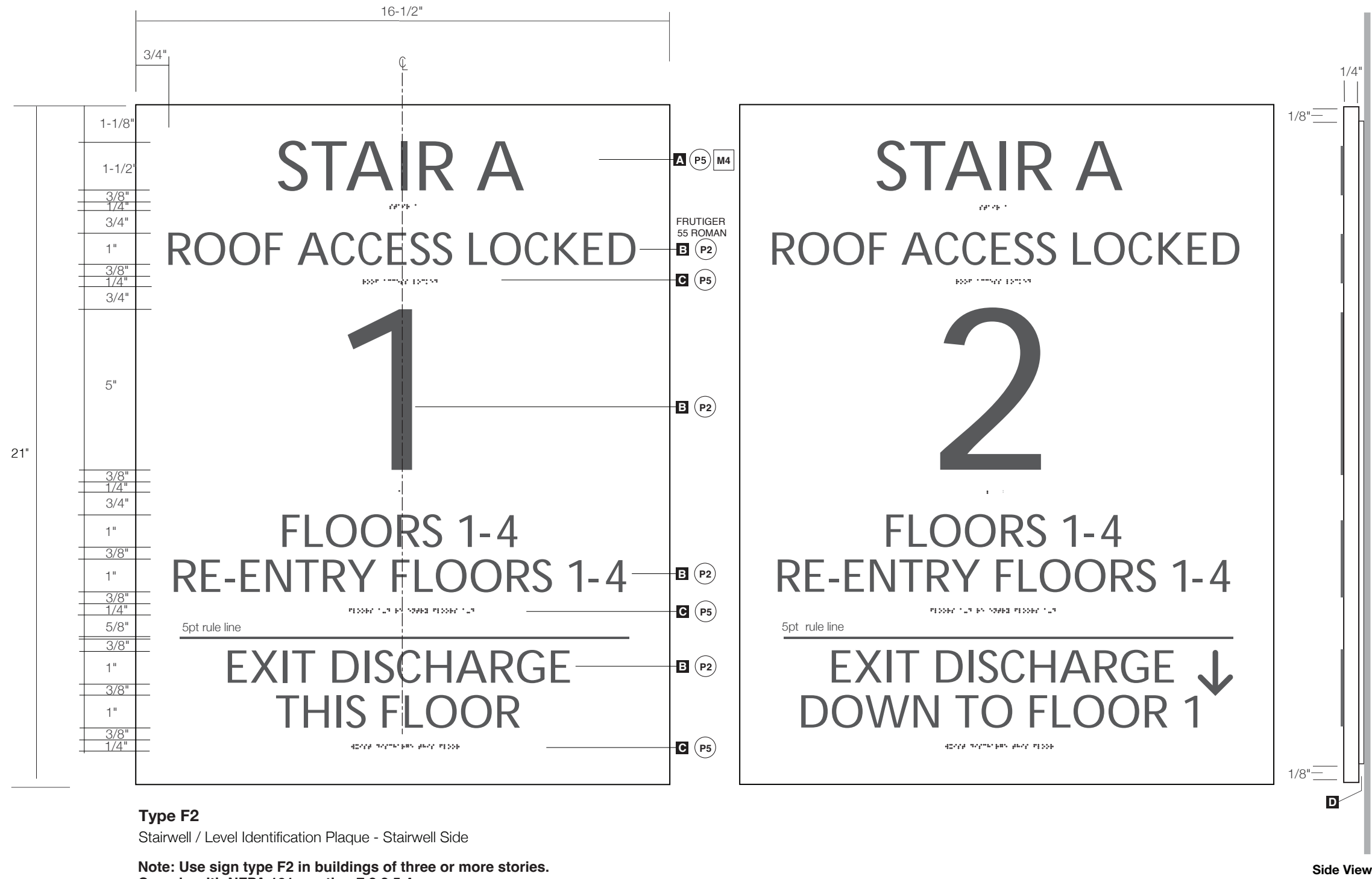
**Paint Colors**

- P1** Light Gray to match Matthews MP03340 Grey Fog, satin
- P2** Dark Gray to match Matthews MP10124 Gloomy Grey, satin
- P3** Red to match Matthews MP12602 Scarlata, satin
- P4** Black to match Matthews MP33764 Black Indigo, satin
- P5** White to match Matthews MP32071 White Wonder, satin
- P6** Blue to match Matthews MP00359 Belize Blue, satin
- P7** Grey Metallic to match Matthews MP18145 Lead Grey Metallic

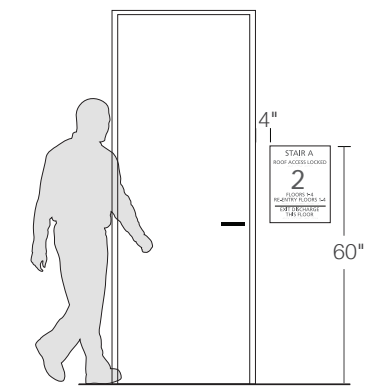
**Material**

- M1** Painted Acrylic
- M2** Aluminum
- M3** Vinyl
- M4** Thermoform Acrylic
- M5** Stainless Steel





- CONTRACTOR TO PROVIDE:**
- Shop drawings
  - Face layouts for all signs
  - Location Plan
  - Paint and Material samples
  - 3-1/2x3-1/2" (Quantity 4)
  - Prototype(s) for approval of all sign types
- CONTRACTOR TO VERIFY FIELD CONDITIONS**



**Mounting Guidelines Type F2**  
(Stairwell - Stairwell side)  
Sign to mount with VHB foam tape and silicone

**Type F2**  
Stairwell / Level Identification Plaque - Stairwell Side

**Note: Use sign type F2 in buildings of three or more stories. Comply with NFPA 101, section 7.2.2.5.4.**

**Architect/Owner to furnish message schedule**

**Fabrication Notes**

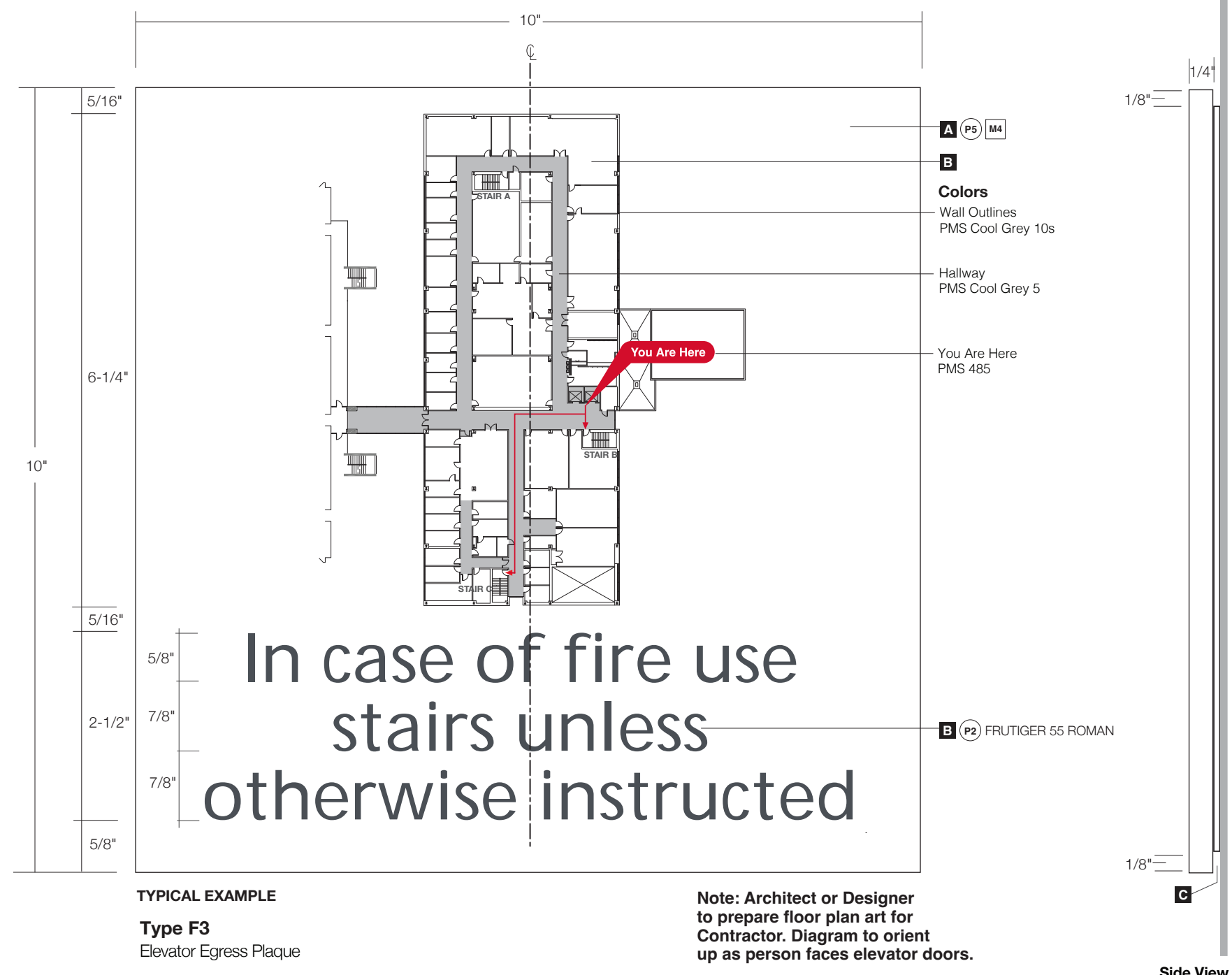
- A** 1/4" Thermoform plaque painted [MP32071 White Wonder, satin] first surface
- B** Raised letters and graphics painted [Matthews MP10124 Gloomy Grey, satin]
- C** Braille painted [MP32071 White Wonder, satin]
- D** 1/16" undersized acrylic spacer plate, painted [MP32071 White Wonder, satin]

**Paint Colors**

- P1**  **Light Gray** to match Matthews MP03340 Grey Fog, satin
- P2**  **Dark Gray** to match Matthews MP10124 Gloomy Grey, satin
- P3**  **Red** to match Matthews MP12602 Scarlata, satin
- P4**  **Black** to match Matthews MP33764 Black Indigo, satin
- P5**  **White** to match Matthews MP32071 White Wonder, satin
- P6**  **Blue** to match Matthews MP00359 Belize Blue, satin
- P7**  **Grey Metallic** to match Matthews MP18145 Lead Grey Metallic

**Material**

- M1** **Painted Acrylic**
- M2** **Aluminum**
- M3** **Vinyl**
- M4** **Thermoform Acrylic**
- M5** **Stainless Steel**



**TYPICAL EXAMPLE**  
**Type F3**  
 Elevator Egress Plaque

**Note: Architect or Designer to prepare floor plan art for Contractor. Diagram to orient up as person faces elevator doors.**

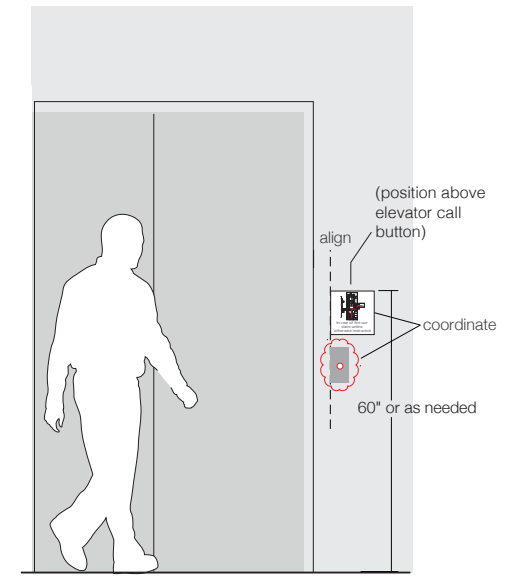
**OWNER/DESIGNER TO PROVIDE**

- Digital files for floor plan artwork (Adobe Illustrator CC)

**CONTRACTOR TO PROVIDE:**

- Shop drawings
- Face layouts for all signs
- Location Plan
- Paint and Material samples 3-1/2x3-1/2" (Quantity 4)
- Prototype(s) for approval of all sign types

**CONTRACTOR TO VERIFY FIELD CONDITIONS**



**Mounting Guidelines (Wall)**  
 Sign to mount with VHB foam tape and silicone

ISSUE	DATE
REFERENCE SET	05.10.2024



**Fabrication Notes**

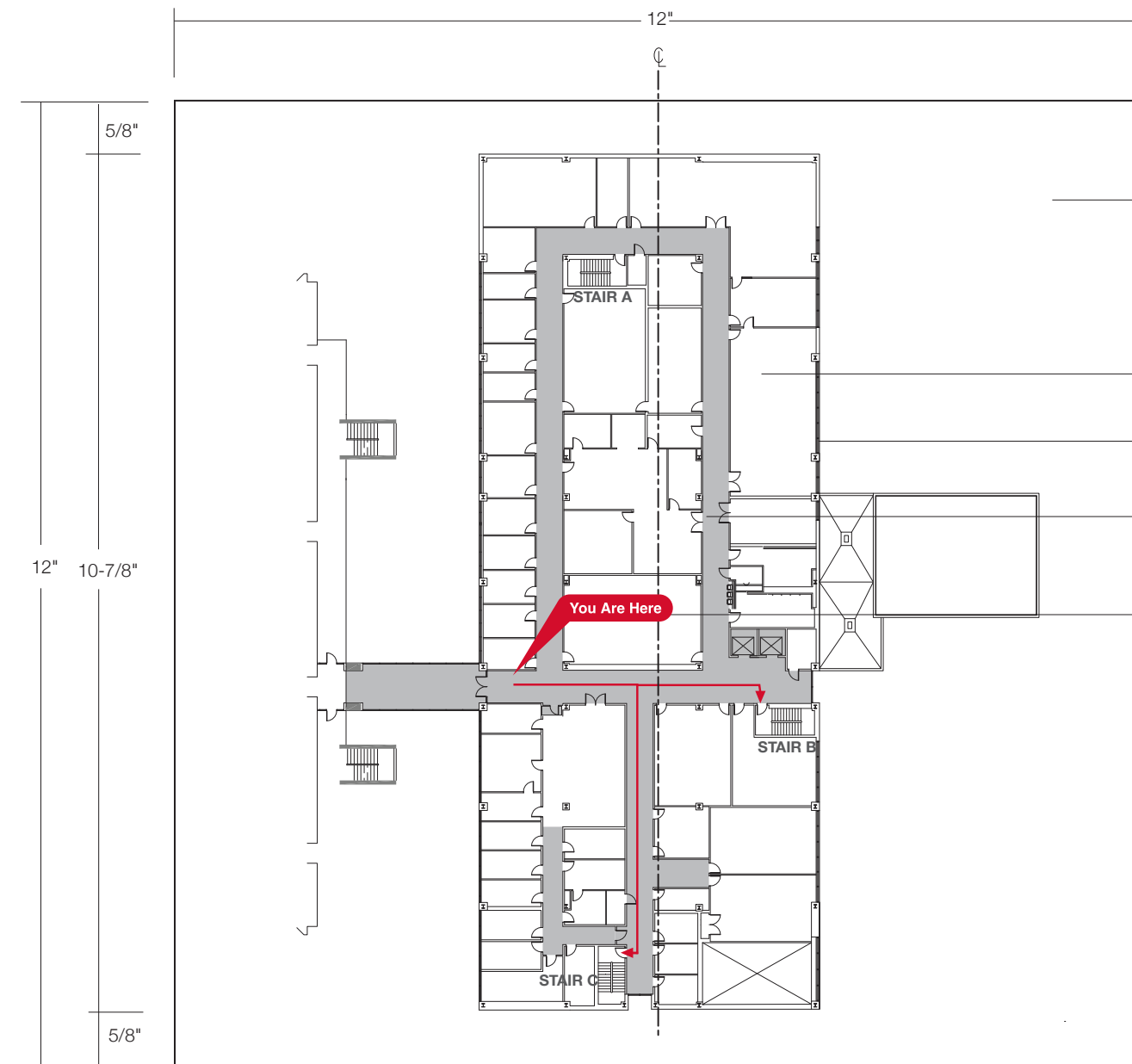
- A** 1/4" acrylic plaque painted [MP32071 White Wonder, satin]
- B** Digital printed graphic and text applied to first surface, satin clear overcoat, mounted to acrylic spacer plate. Graphic colors as indicated
- C** 1/16" undersized acrylic spacer plate, painted [MP32071 White Wonder, satin]

**Paint Colors**

- P1** Light Gray to match Matthews MP03340 Grey Fog, satin
- P2** Dark Gray to match Matthews MP10124 Gloomy Grey, satin
- P3** Red to match Matthews MP12602 Scarlata, satin
- P4** Black to match Matthews MP33764 Black Indigo, satin
- P5** White to match Matthews MP32071 White Wonder, satin
- P6** Blue to match Matthews MP00359 Belize Blue, satin
- P7** Grey Metallic to match Matthews MP18145 Lead Grey Metallic


**Material**

- M1** Painted Acrylic
- M2** Aluminum
- M3** Vinyl
- M4** Thermoform Acrylic
- M5** Stainless Steel



**TYPICAL EXAMPLE**  
**Type F4**  
 Hallway Egress Plaque

**Note:** Architect or Designer to prepare floor plan art for Contractor. Diagram to orient up as person faces wall.

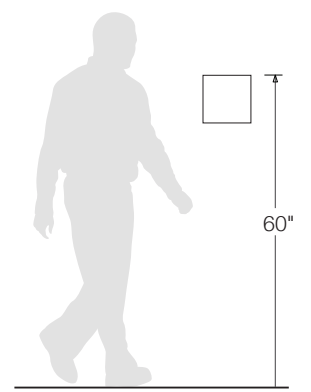


Side View

- A** P5 M1
- B**
- Colors**
- Wall Outlines  
PMS Cool Grey 10
- Hallway  
PMS Cool Grey 5
- You Are Here  
PMS 485

- OWNER/DESIGNER TO PROVIDE**
- Digital files for floor plan artwork (Adobe Illustrator CC)
- CONTRACTOR TO PROVIDE:**
- Shop drawings
  - Face layouts for all signs
  - Location Plan
  - Paint and Material samples 3-1/2x3-1/2" (Quantity 4)
  - Prototype(s) for approval of all sign types

**CONTRACTOR TO VERIFY FIELD CONDITIONS**



**Mounting Guidelines (Wall - Hallway)**  
 Sign to mount with VHB foam tape and silicone

ISSUE	DATE
REFERENCE SET	05.10.2024

**Fabrication Notes**

- A** 1/4" acrylic plaque painted [MP32071 White Wonder, satin]
- B** Direct print digital graphic applied to first surface, satin clear overcoat, mounted to acrylic spacer plate. Graphic colors as indicated
- C** 1/16" undersized acrylic spacer plate, painted [MP32071 White Wonder, satin]

**Paint Colors**

- P1** ■ **Light Gray** to match Matthews MP03340 Grey Fog, satin
- P2** ■ **Dark Gray** to match Matthews MP10124 Gloomy Grey, satin
- P3** ■ **Red** to match Matthews MP12602 Scarlata, satin
- P4** ■ **Black** to match Matthews MP33764 Black Indigo, satin
- P5** ■ **White** to match Matthews MP32071 White Wonder, satin
- P6** ■ **Blue** to match Matthews MP00359 Belize Blue, satin
- P7** ■ **Grey Metallic** to match Matthews MP18145 Lead Grey Metallic

**Material**

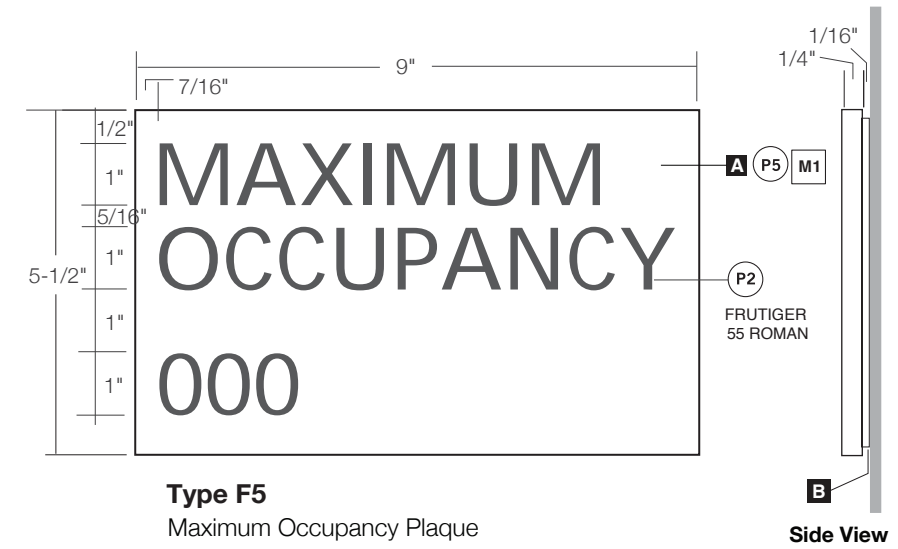
- M1** ■ **Painted Acrylic**
- M2** ■ **Aluminum**
- M3** ■ **Vinyl**
- M4** ■ **Thermoform Acrylic**
- M5** ■ **Stainless Steel**

**Sign Type F4**  
 Hallway Egress Plaque

ISSUE	DATE
REFERENCE SET	05.10.2024



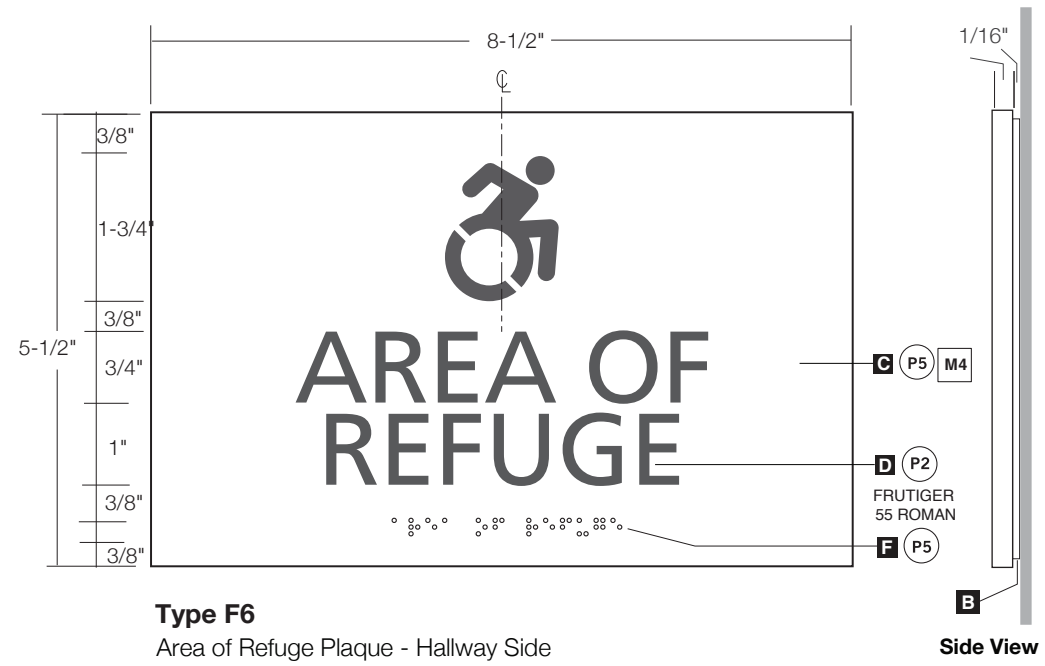
- CONTRACTOR TO PROVIDE:**
- Shop drawings
  - Face layouts for all signs
  - Location Plan
  - Paint and Material samples  
3-1/2x3-1/2" (Quantity 4)
  - Prototype(s) for approval of all sign types
- CONTRACTOR TO VERIFY FIELD CONDITIONS**



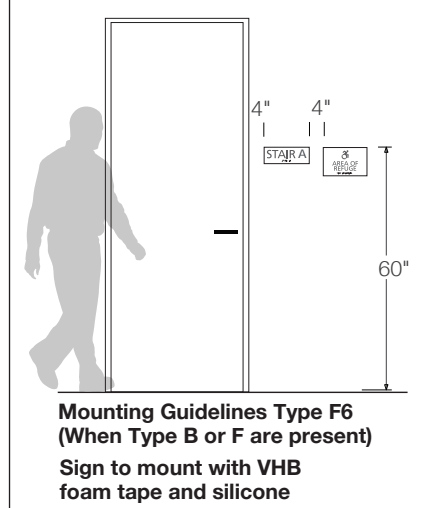
**Note:** Sign type F5 is required in all spaces rated for fifty (50) or more occupants.

**Provide one sign per space. Locate prominently on occupant side near an entry door.**

**Architect/Owner to furnish occupancy count.**



**Note:** For use in non-sprinklered buildings where required by NFPA.



**Fabrication Notes**

- A** 1/4" acrylic plaque, painted [MP32071 White Wonder, satin]. Copy Screenprints to match Matthews MP10124 Gloomy Grey, satin]
- B** 1/16" undersized acrylic spacer plate, painted [MP32071 White Wonder, satin]
- C** 1/4" Thermoform plaque painted [MP32071 White Wonder, satin]
- D** Raised letters, graphics painted [Matthews MP10124 Gloomy Grey, satin]
- F** Braille painted [MP32071 White Wonder, satin]

**Paint Colors**

- P1**  **Light Gray** to match Matthews MP03340 Grey Fog, satin
- P2**  **Dark Gray** to match Matthews MP10124 Gloomy Grey, satin
- P3**  **Red** to match Matthews MP12602 Scarlata, satin
- P4**  **Black** to match Matthews MP33764 Black Indigo, satin
- P5**  **White** to match Matthews MP32071 White Wonder, satin
- P6**  **Blue** to match Matthews MP00359 Belize Blue, satin
- P7**  **Grey Metallic** to match Matthews MP18145 Lead Grey Metallic

**Material**

- M1** **Painted Acrylic**
- M2** **Aluminum**
- M3** **Vinyl**
- M4** **Thermoform Acrylic**
- M5** **Stainless Steel**

**Sign Type F5 / F6**  
Maximum Occupancy Plaque  
Area of Refuge Plaque

**CONTRACTOR TO PROVIDE:**

- Shop drawings
- Face layouts for all signs
- Location Plan
- Paint and Material samples  
3-1/2x3-1/2" (Quantity 4)
- Prototype(s) for approval of all sign types

**CONTRACTOR TO VERIFY FIELD CONDITIONS**

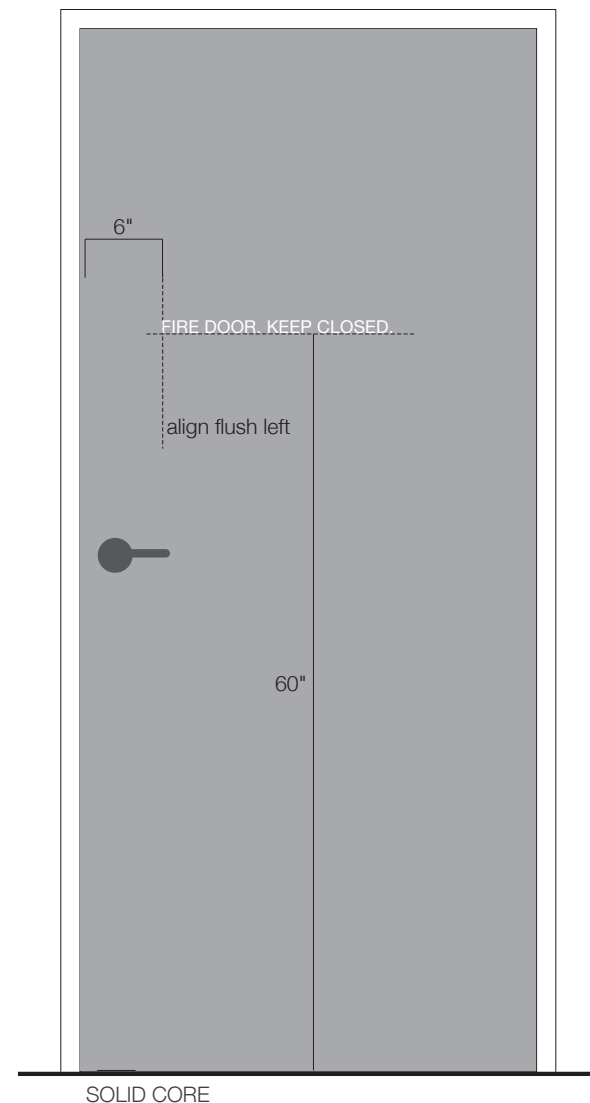
1" FIRE DOOR. KEEP CLOSED.

STAFF ONLY

NO EXIT

HOURS: 8am to 5pm

1" NO CULLEN THEATRE ACTIVITIES  
1/2" BEYOND THIS POINT.



**Type G**  
Miscellaneous Vinyl (representative examples shown)

**Note: Applications will dictate size and color decisions. Default color white. Applications on glass to be white.**

**Fabrication Notes**

- A** Cut and applied white vinyl, 3M 220 series, first surface
- B** Text Helvetica Neue Regular, Upper Case +25pt tracking

**Paint Colors**

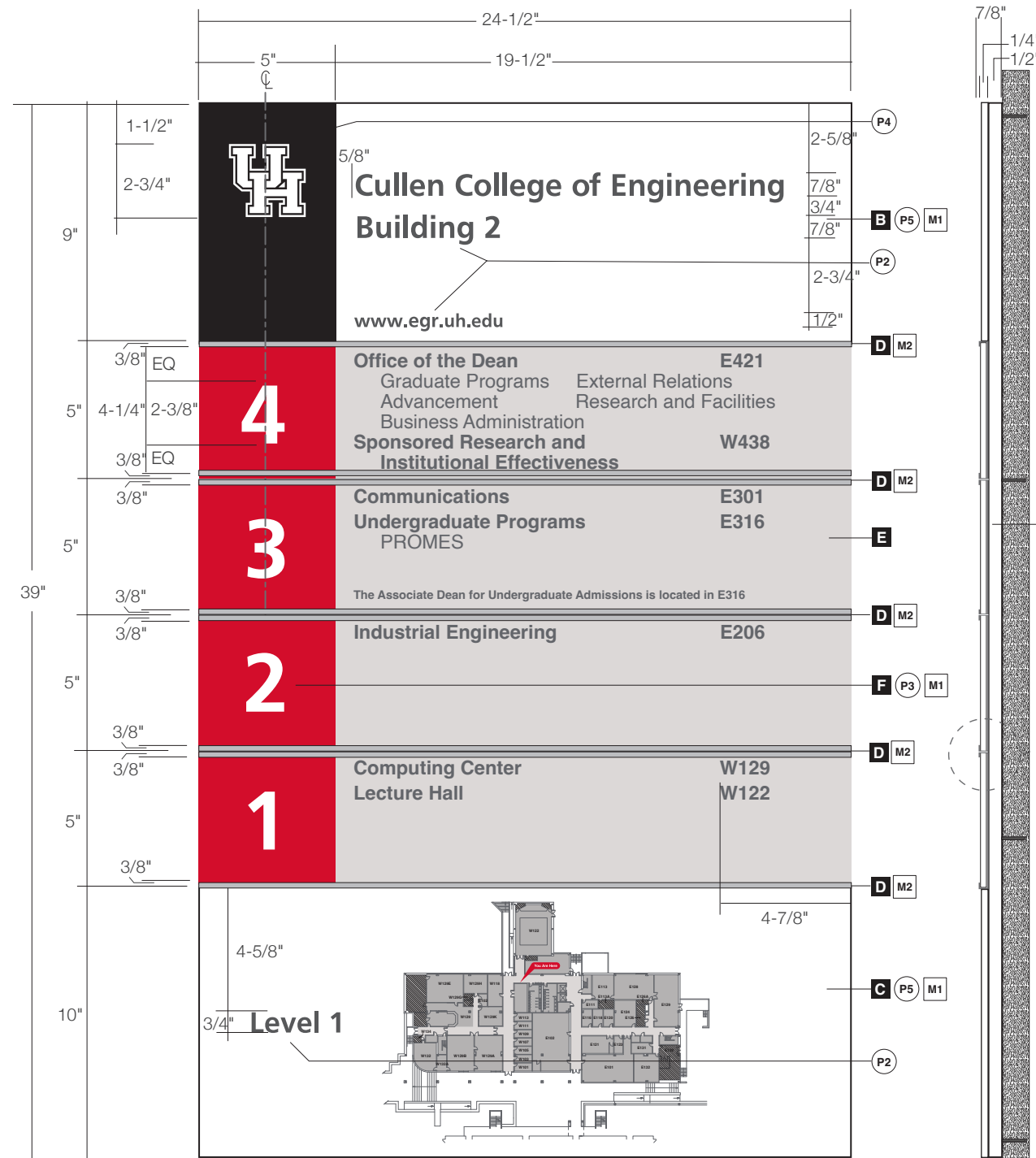
- P1** ■ **Light Gray** to match Matthews MP03340 Grey Fog, satin
- P2** ■ **Dark Gray** to match Matthews MP10124 Gloomy Grey, satin
- P3** ■ **Red** to match Matthews MP12602 Scarlata, satin
- P4** ■ **Black** to match Matthews MP33764 Black Indigo, satin
- P5** ■ **White** to match Matthews MP32071 White Wonder, satin
- P6** ■ **Blue** to match Matthews MP00359 Belize Blue, satin
- P7** ■ **Grey Metallic** to match Matthews MP18145 Lead Grey Metallic

**Material**

- M1** ■ **Painted Acrylic**
- M2** ■ **Aluminum**
- M3** ■ **Vinyl**
- M4** ■ **Thermoform Acrylic**
- M5** ■ **Stainless Steel**

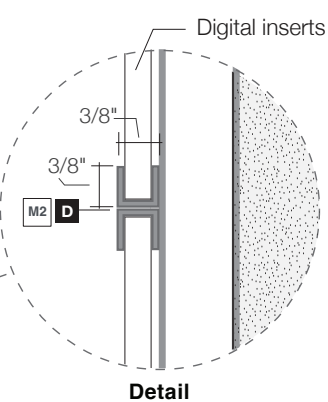
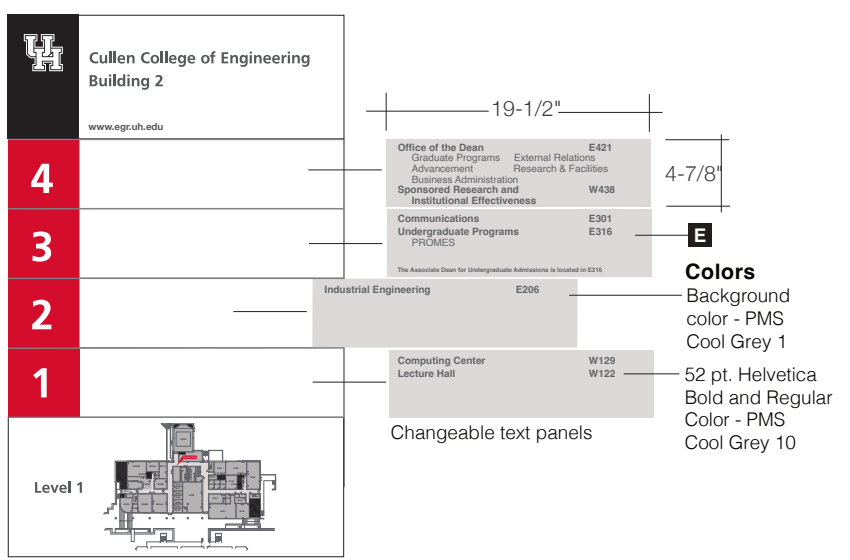
**Sign Type**

**G**  
Miscellaneous Vinyl

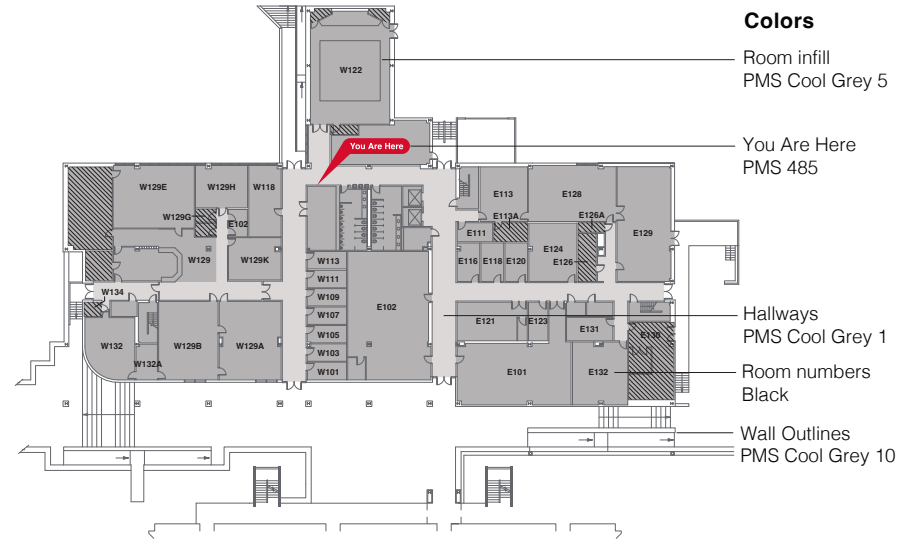


**Type J**  
 Directory (Building)  
 For use at lobbies and elevator lobbies.

**Note: Sign font families - Frutiger**  
**Changeable text panels - Helvetica**

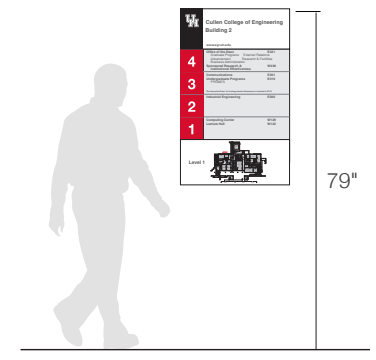


**Note: Architect or Designer to prepare floor plan art for Contractor. Diagram to orient up as person faces wall.**



- OWNER/DESIGNER TO PROVIDE**
- Digital files for floor plan artwork (Adobe Illustrator CC)
- CONTRACTOR TO PROVIDE:**
- Shop drawings
  - Face layouts for all signs
  - Location Plan
  - Paint and Material samples 3-1/2x3-1/2" (Quantity 4)
  - Prototype(s) for approval of all sign types

**CONTRACTOR TO VERIFY FIELD CONDITIONS**



**Mounting Guidelines (wall)**  
 Sign to pin mount with VHB foam tape and silicone

**Fabrication Notes**

- A** 1/2" acrylic back panel painted P5, [MP32071 White Wonder, satin]
- B** Header, 3/16" acrylic panel painted [MP32071 White Wonder, satin]. Text screen prints to match P2 [MP10124 Gloomy Grey, satin]. Acrylic accent piece paint black P4, with screen printed white logo
- C** Footer, 3/16" acrylic panel painted P5, [MP32071 White Wonder, satin]. Digital printed graphic applied to first surface, satin clear overcoat, mounted to acrylic back panel with thin mil adhesive
- D** Aluminum channels to house digital inserts - clear anodized finish
- E** Digital produced inserts printed on 3/16" (5mm) white PVC panel - [Sintra]. Contractor to provide inserts based on Owner/Architect's message schedule
- F** 1/4" acrylic; paint P3, [MP12602 Scarlata, satin]. Text screen printed white. Permanently set in aluminum channels

**Paint Colors**

- P1** Light Gray to match Matthews MP03340 Grey Fog, satin
- P2** Dark Gray to match Matthews MP10124 Gloomy Grey, satin
- P3** Red to match Matthews MP12602 Scarlata, satin
- P4** Black to match Matthews MP33764 Black Indigo, satin
- P5** White to match Matthews MP32071 White Wonder, satin
- P6** Blue to match Matthews MP00359 Belize Blue, satin
- P7** Grey Metallic to match Matthews MP18145 Lead Grey Metallic

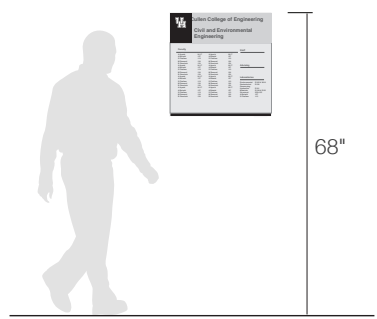
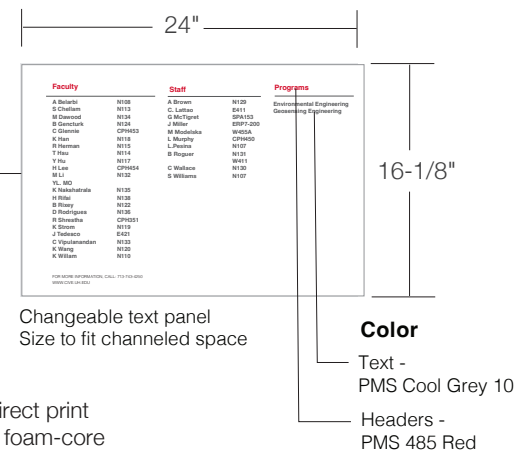
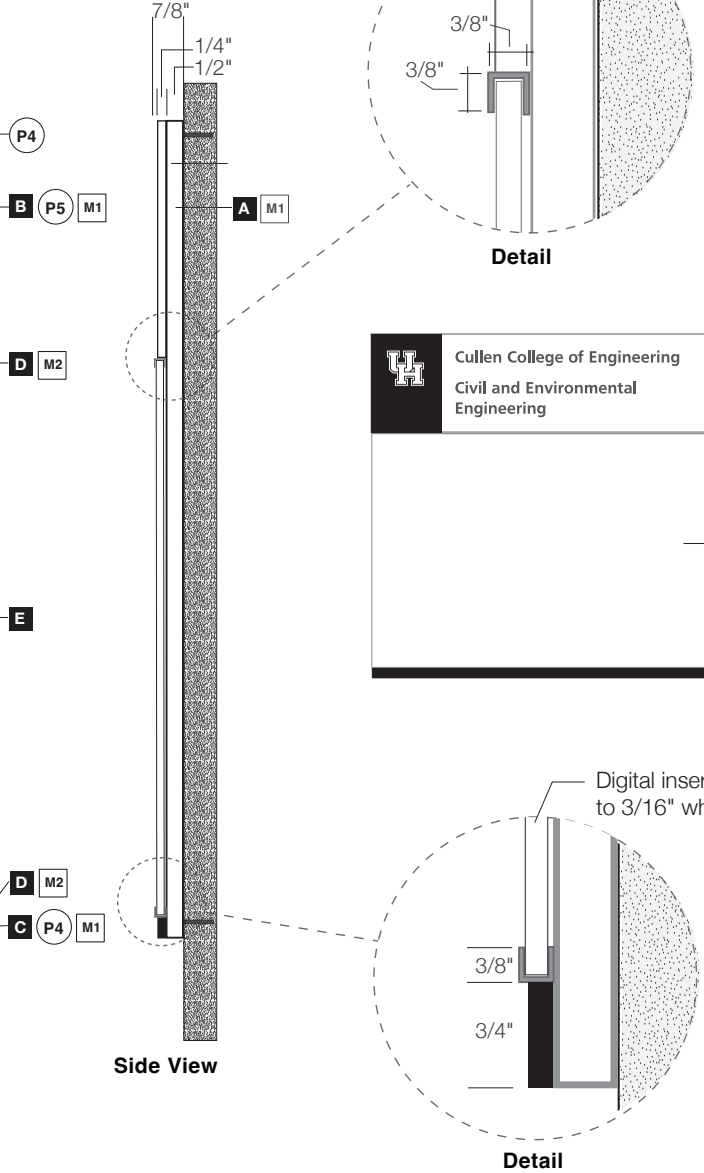
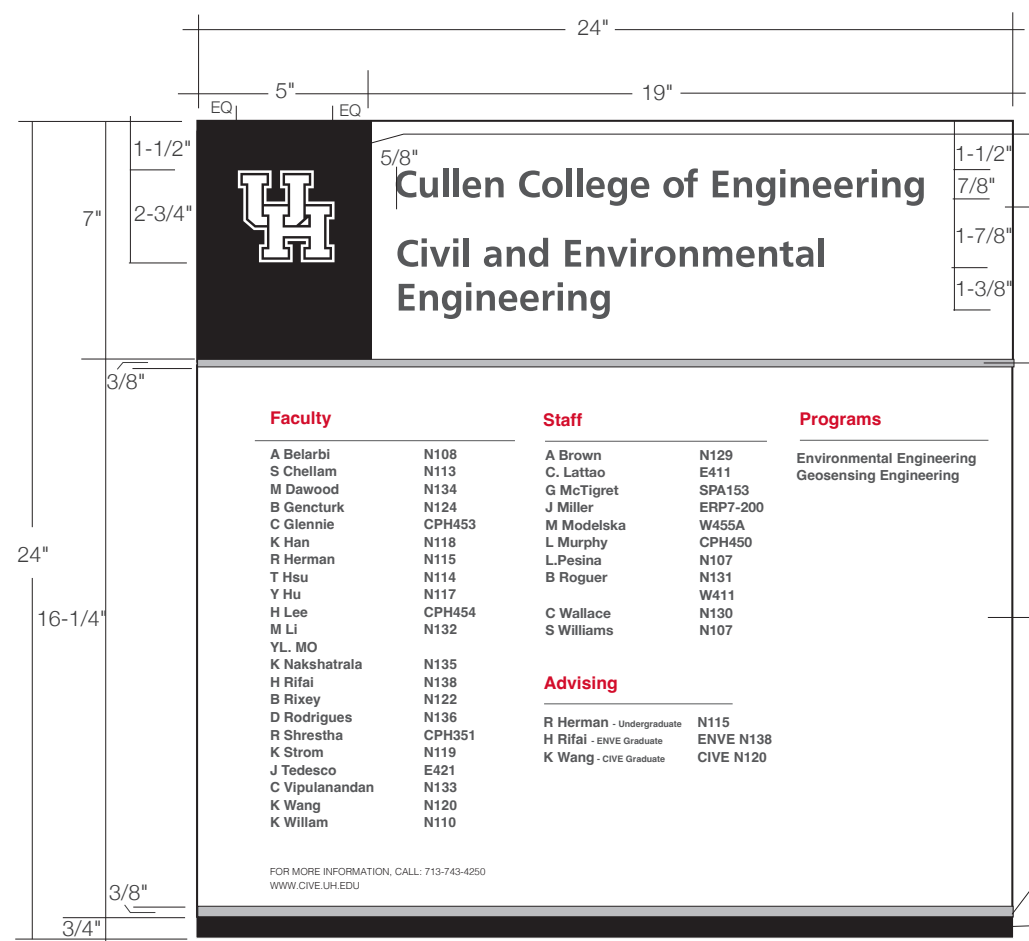
**Material**

- M1** Painted Acrylic
- M2** Aluminum
- M3** Vinyl
- M4** Thermoform Acrylic
- M5** Stainless Steel

ISSUE	DATE
REFERENCE SET	05.10.2024



ISSUE	DATE
REFERENCE SET	05.10.2024



**Mounting Guidelines (wall)**  
Sign to pin mount with VHB foam tape and silicone

**Type J**  
Directory (Department)

**Note: Contractor to provide inserts based on Owner/Architect's message schedule**

**Fabrication Notes**

- A** 1/2" acrylic back panel painted P5, [MP32071 White Wonder, satin]
- B** Header, 3/16" acrylic panel painted [MP32071 White Wonder, satin]. Text screen prints to match P2 [MP10124 Gloomy Grey, satin]. Acrylic accent piece paint black P4, with screen printed white logo
- C** Acrylic footer band painted [MP33764 Black Indigo, satin]
- D** Aluminum channels to house digital inserts - clear anodized finish
- E** Digital inserts direct print to 3/16" white foam-core

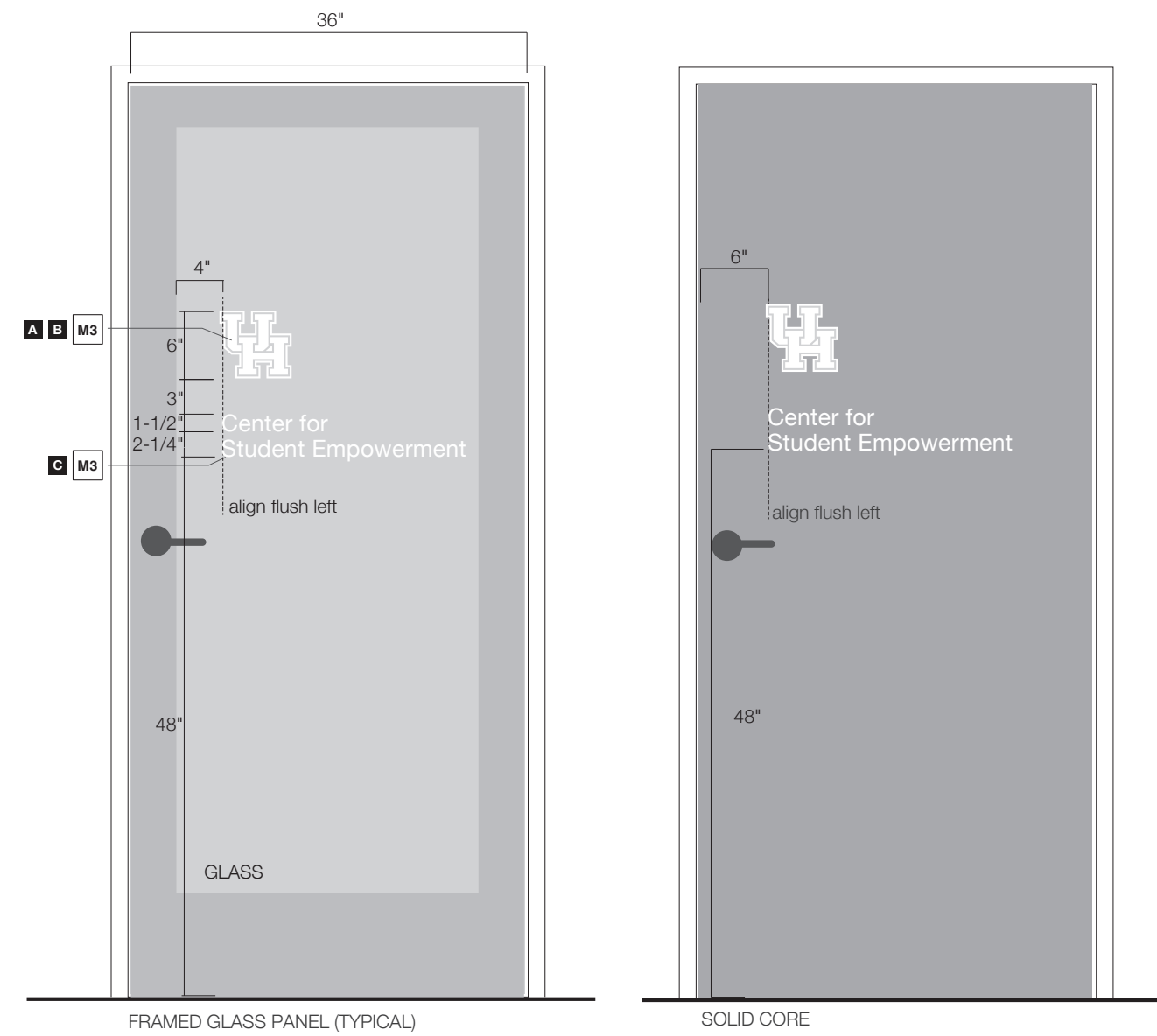


**Paint Colors**

- P1** **Light Gray** to match Matthews MP03340 Grey Fog, satin
- P2** **Dark Gray** to match Matthews MP10124 Gloomy Grey, satin
- P3** **Red** to match Matthews MP12602 Scarlata, satin
- P4** **Black** to match Matthews MP33764 Black Indigo, satin
- P5** **White** to match Matthews MP32071 White Wonder, satin
- P6** **Blue** to match Matthews MP00359 Belize Blue, satin
- P7** **Grey Metallic** to match Matthews MP18145 Lead Grey Metallic

**Material**

- M1** **Painted Acrylic**
- M2** **Aluminum**
- M3** **Vinyl**
- M4** **Thermoform Acrylic**
- M5** **Stainless Steel**

**Sign Type J1**  
Directory (Department)



**Type K**  
Suite Entry Vinyl

**Note:**  
Request UH logo vector file through UH Branding at <https://www.uh.edu/marcom/requests/logo/>

- CONTRACTOR TO PROVIDE:**
- Shop drawings
  - Face layouts for all signs
  - Location Plan
  - Paint and Material samples  
3-1/2x3-1/2" (Quantity 4)
  - Prototype(s) for approval of all sign types
- CONTRACTOR TO VERIFY FIELD CONDITIONS**

**Fabrication Notes**

- A** Cut and applied white vinyl, 3M 220 series, first surface
- B** UH Lockup
- C** Text Helvetica Neue Regular, Title Case

**Paint Colors**

- P1** ■ **Light Gray** to match Matthews MP03340 Grey Fog, satin
- P2** ■ **Dark Gray** to match Matthews MP10124 Gloomy Grey, satin
- P3** ■ **Red** to match Matthews MP12602 Scarlata, satin
- P4** ■ **Black** to match Matthews MP33764 Black Indigo, satin
- P5** ■ **White** to match Matthews MP32071 White Wonder, satin
- P6** ■ **Blue** to match Matthews MP00359 Belize Blue, satin
- P7** ■ **Grey Metallic** to match Matthews MP18145 Lead Grey Metallic

**Material**

- M1** ■ **Painted Acrylic**
- M2** ■ **Aluminum**
- M3** ■ **Vinyl**
- M4** ■ **Thermoform Acrylic**
- M5** ■ **Stainless Steel**

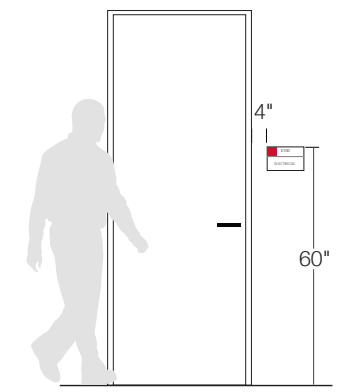




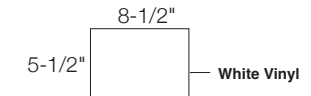


**Type K1**  
Suite Identification Plaque (Multi-Tenant)

- CONTRACTOR TO PROVIDE:**
- Shop drawings
  - Face layouts for all signs
  - Location Plan
  - Paint and Material samples  
3-1/2x3-1/2" (Quantity 4)
  - Prototype(s) for approval of all sign types
- CONTRACTOR TO VERIFY FIELD CONDITIONS**



**Mounting Guidelines (Wall)**  
Sign to mount with VHB foam tape and silicone



Installation on glass requires opaque white vinyl applied on first surface prior to mounting plaque. Plaque applies to vinyl.

**Fabrication Notes**

- A** 1/8" Thermoform plaque painted [MP32071 White Wonder, satin]. Plaque applied to 1/4" back plate painted [MP32071 White Wonder, satin]
- B** Acrylic square painted [Matthews MP12602 Scarlata, satin], exposed edges to be painted same color
- C** Raised letters, graphics painted [Matthews MP10124 Gloomy Grey, satin]
- D** Braille painted [MP32071 White Wonder, satin]
- E** 1/8" Acrylic plaque painted [MP32071 White Wonder, satin]. Plaque applied to 1/4" back plate
- F** Letters [not raised] screen printed [Matthews MP10124 Gloomy Grey, satin]
- G** Visible seam created by lightly eased edges
- H** 1/16" undersized acrylic spacer plate, painted [MP32071 White Wonder, satin]

**Paint Colors**

- P1** Light Gray to match Matthews MP03340 Grey Fog, satin
- P2** Dark Gray to match Matthews MP10124 Gloomy Grey, satin
- P3** Red to match Matthews MP12602 Scarlata, satin
- P4** Black to match Matthews MP33764 Black Indigo, satin
- P5** White to match Matthews MP32071 White Wonder, satin
- P6** Blue to match Matthews MP00359 Belize Blue, satin
- P7** Grey Metallic to match Matthews MP18145 Lead Grey Metallic

**Material**


- M1** Painted Acrylic
- M2** Aluminum
- M3** Vinyl
- M4** Thermoform Acrylic
- M5** Stainless Steel




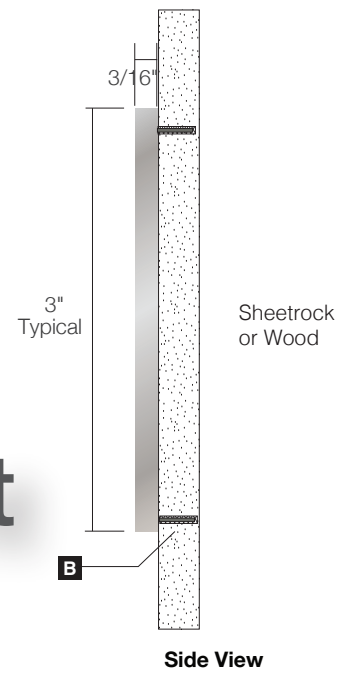
**CONTRACTOR TO PROVIDE:**

- Shop drawings
- Face layouts for all signs
- Location Plan
- Paint and Material samples  
3-1/2x3-1/2" (Quantity 4)
- Prototype(s) for approval of all sign types


**CONTRACTOR TO VERIFY FIELD CONDITIONS**




**Type K2**  
Reception Wall Type  
(Raised letters)



**Grey Metallic**  
Matthews MP18145  
Lead Grey Metallic



**White**  
Matthews MP32071  
White Wonder, satin



**White**  
Matthews MP32071  
White Wonder, satin

**Fabrication Notes**

- A** Cut aluminum letters painted P7 [MP18145 Lead Gray Metallic] or P6 White Matthews MP32071 White Wonder, satin
- B** Pin mount and silicone to vertical surface - flush to surface
- C** Font - Helvetica Neue Medium, Title case

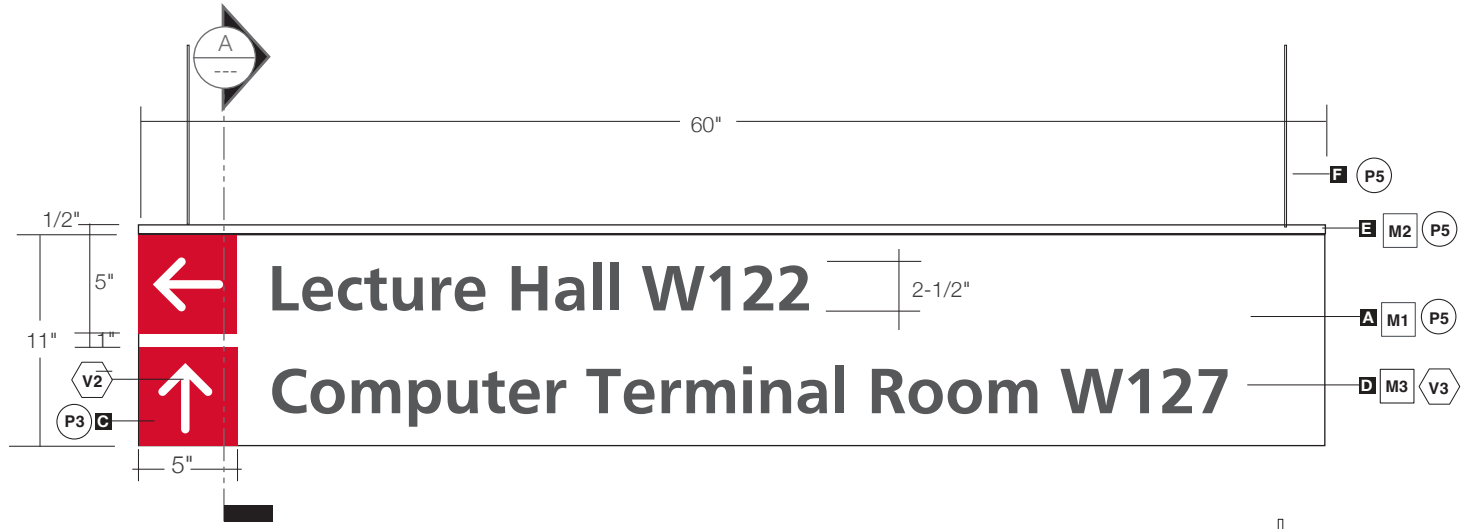
**Paint Colors**

- P1**  **Light Gray** to match Matthews MP03340 Grey Fog, satin
- P2**  **Dark Gray** to match Matthews MP10124 Gloomy Grey, satin
- P3**  **Red** to match Matthews MP12602 Scarlata, satin
- P4**  **Black** to match Matthews MP33764 Black Indigo, satin
- P5**  **White** to match Matthews MP32071 White Wonder, satin
- P6**  **Blue** to match Matthews MP00359 Belize Blue, satin
- P7**  **Grey Metallic** to match Matthews MP18145 Lead Grey Metallic

**Material**

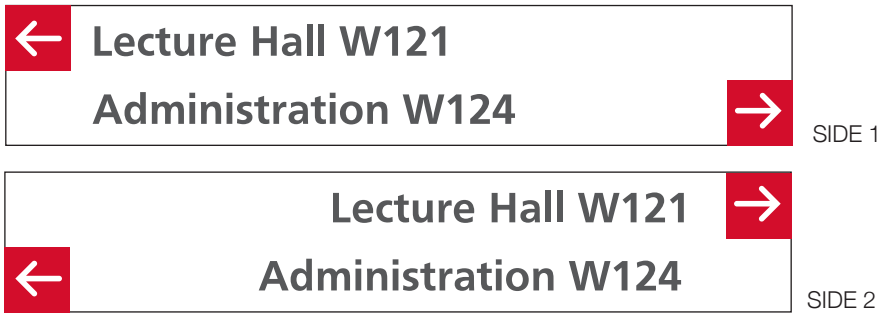
- M1**  **Painted Acrylic**
- M2**  **Aluminum**
- M3**  **Vinyl**
- M4**  **Thermoform Acrylic**
- M5**  **Stainless Steel**

**Sign Type K2**  
Reception Wall Type

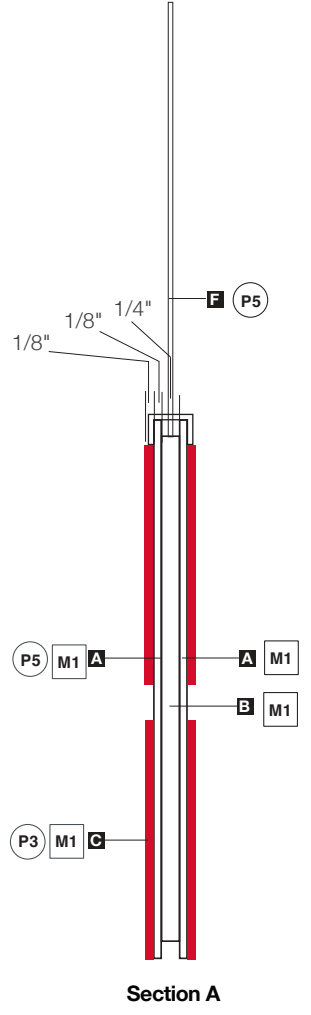


**Type L**  
Wayfinding Panel (Suspended)

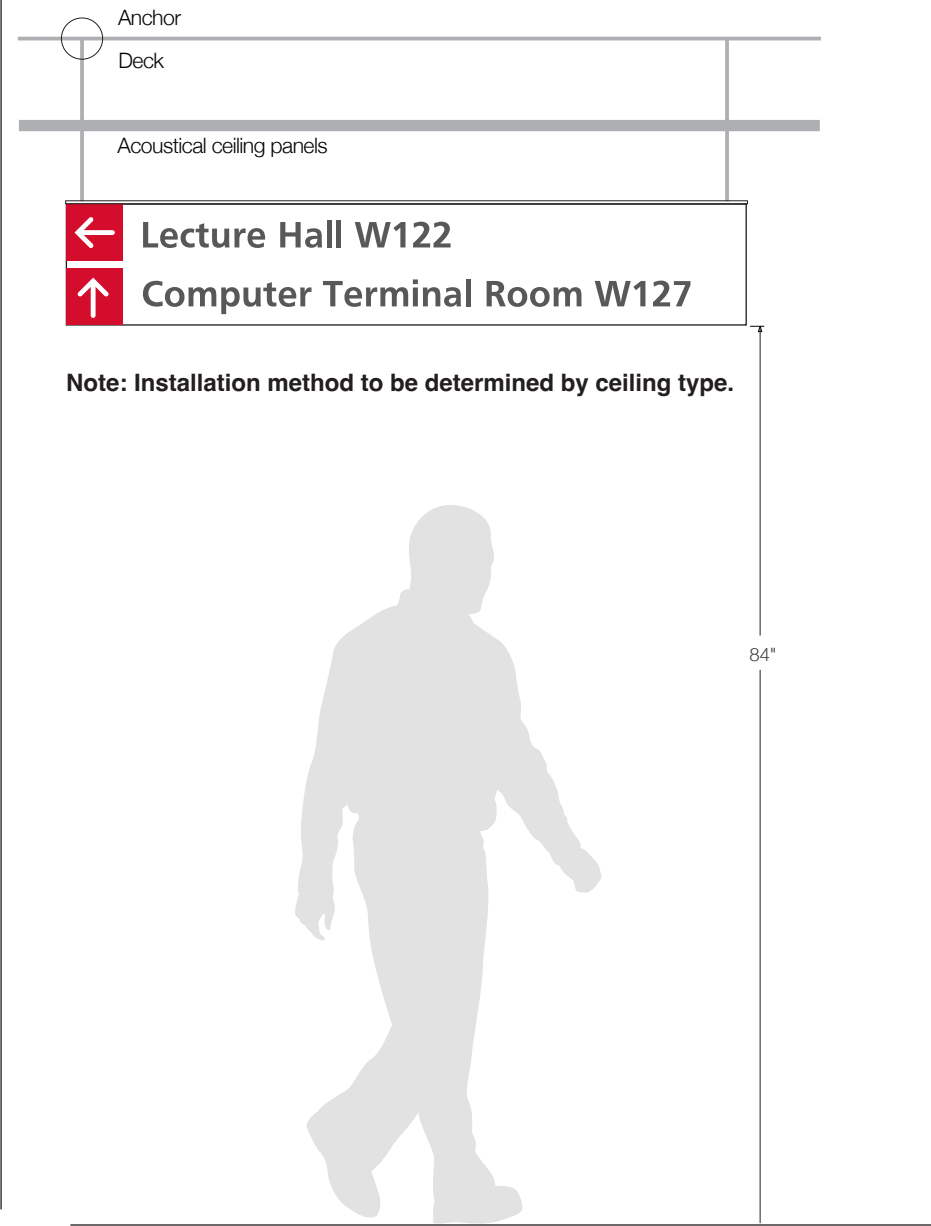
**Note: Sign font - Frutiger 65 Bold.**



SAMPLE LAYOUTS, DOUBLE SIDED.



Section A



**Note: Installation method to be determined by ceiling type.**

- CONTRACTOR TO PROVIDE:**
- Shop drawings
  - Face layouts for all signs
  - Location Plan
  - Paint and Material samples  
3-1/2x3-1/2" (Quantity 4)
  - Prototype(s) for approval of all sign types
- CONTRACTOR TO VERIFY FIELD CONDITIONS**

ISSUE	DATE
REFERENCE SET	05.10.2024



**Fabrication Notes**

- A** 1/8" acrylic panels painted [MP32071 White Wonder, satin]. Panels double sided.
- B** 1/4" thick acrylic center panel, edges painted [MP32071 White Wonder, satin]
- C** 1/8" thick acrylic square painted [Matthews MP12602 Scarlata, satin]
- D** Vinyl text, 3M 220 Series Dark Grey
- E** 1/2" aluminum U channel for structure painted [MP32071 White Wonder, satin]
- F** Mounting rod painted [MP32071 White Wonder, satin]

**Paint Colors**

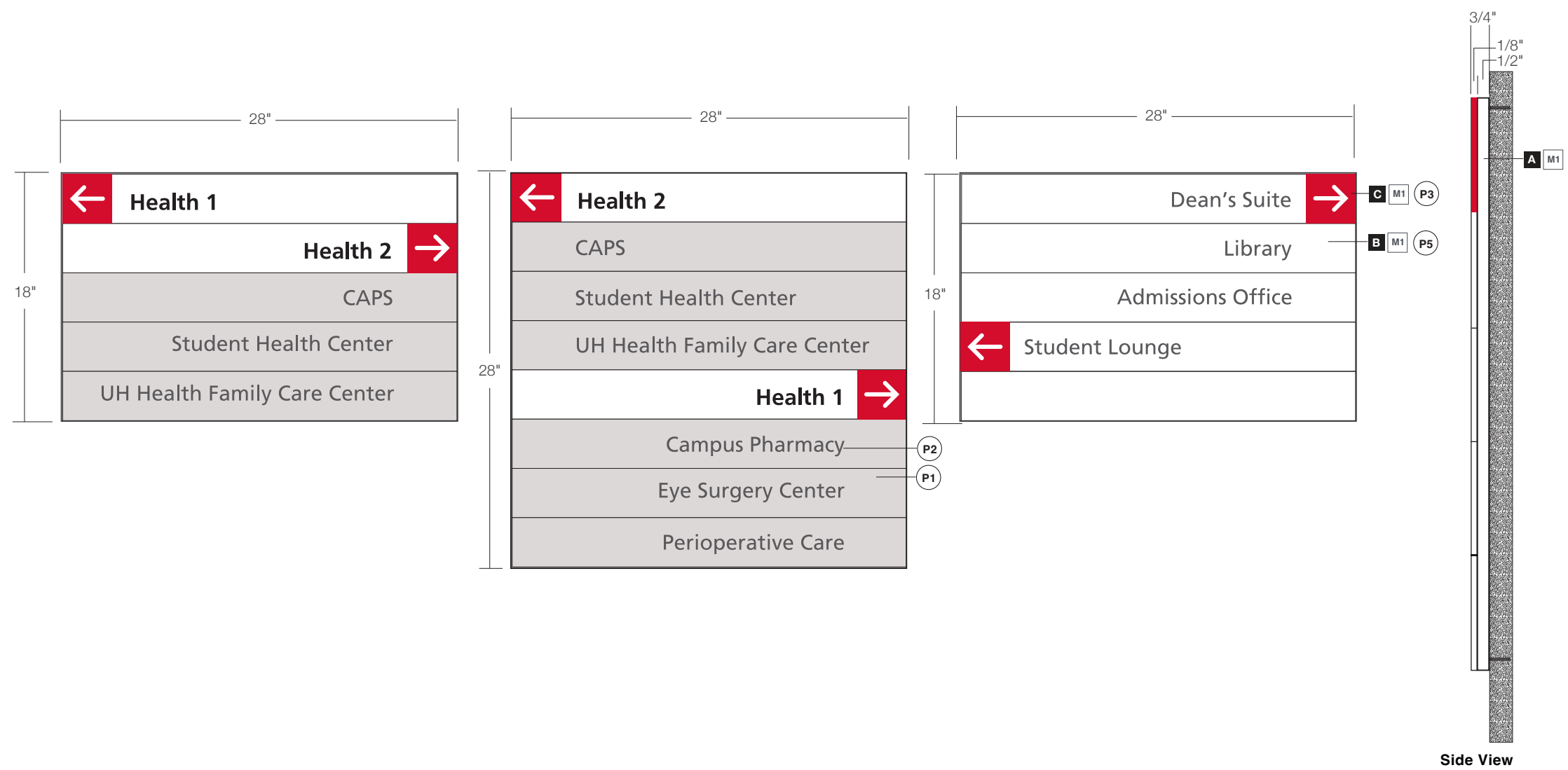
- P1** Light Gray to match Matthews MP03340 Grey Fog, satin
- P2** Dark Gray to match Matthews MP10124 Gloomy Grey, satin
- P3** Red to match Matthews MP12602 Scarlata, satin
- P4** Black to match Matthews MP33764 Black Indigo, satin
- P5** White to match Matthews MP32071 White Wonder, satin
- P6** Blue to match Matthews MP00359 Belize Blue, satin
- P7** Grey Metallic to match Matthews MP18145 Lead Grey Metallic

**Material**

- M1** Painted Acrylic
- M2** Aluminum
- M3** Vinyl
- M4** Thermoform Acrylic
- M5** Stainless Steel

**Sign Type**

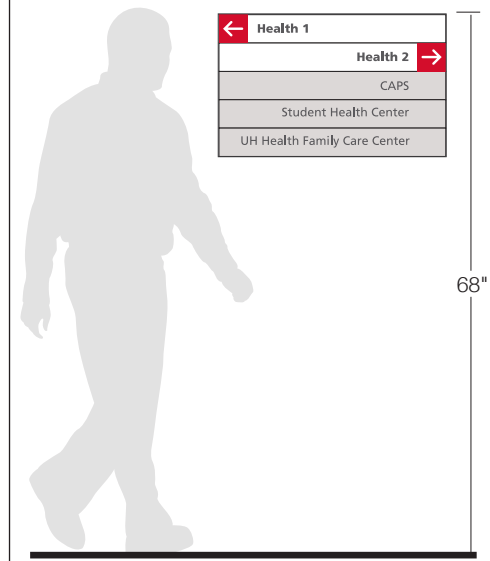
Wayfinding Panel (Suspended)



**Type L1**  
Wayfinding Panel  
(Wall Mounted, Small)  
Connected Buildings

**Type L2**  
Wayfinding Panel  
(Wall Mounted, Large)  
Connected Buildings

**Type L3**  
Wayfinding Panel  
(Wall Mounted)  
Single Building  
Maximum 5 Listings



**Mounting Guidelines (wall)**  
Sign to pin mount with VHB  
foam tape and silicone

**Fabrication Notes**

- A** 1/2" acrylic back panel painted P5, [MP32071 White Wonder, satin]
- B** 1/8" acrylic panel painted [MP32071 White Wonder, satin]. Panel edges lightly eased to create visible seam. Text screen prints to match P2 [MP10124 Gloomy Grey, satin]
- C** Accent square painted [Matthews MP12602 Scarlata, satin], exposed edges to be painted same color. Arrow graphic prints [MP32071 White Wonder, satin].
- D** Text Frutiger Roman and 65 Bold, Title Case

**Paint Colors**

- P1**  **Light Gray** to match Matthews MP03340 Grey Fog, satin
- P2**  **Dark Gray** to match Matthews MP10124 Gloomy Grey, satin
- P3**  **Red** to match Matthews MP12602 Scarlata, satin
- P4**  **Black** to match Matthews MP33764 Black Indigo, satin
- P5**  **White** to match Matthews MP32071 White Wonder, satin
- P6**  **Blue** to match Matthews MP00359 Belize Blue, satin
- P7**  **Grey Metallic** to match Matthews MP18145 Lead Grey Metallic

**Material**


- M1** **Painted Acrylic**
- M2** **Aluminum**
- M3** **Vinyl**
- M4** **Thermoform Acrylic**
- M5** **Stainless Steel**







**Type N**  
Assistive Listening Plaque  
(Classroom Side)

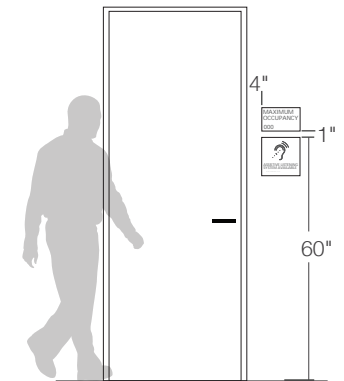


Side View

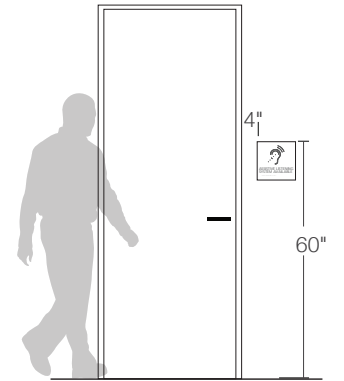
**CONTRACTOR TO PROVIDE:**

- Shop drawings
- Face layouts for all signs
- Location Plan
- Paint and Material samples 3-1/2x3-1/2" (Quantity 4)
- Prototype(s) for approval of all sign types

**CONTRACTOR TO VERIFY FIELD CONDITIONS**



**Mounting Guidelines Type N and F5 (Classroom Side)**  
Signs to mount with VHB foam tape and silicone



**Mounting Guidelines Type N (Classroom Side)**  
Sign to mount with VHB foam tape and silicone

ISSUE	DATE
REFERENCE SET	05.10.2024

**Fabrication Notes**

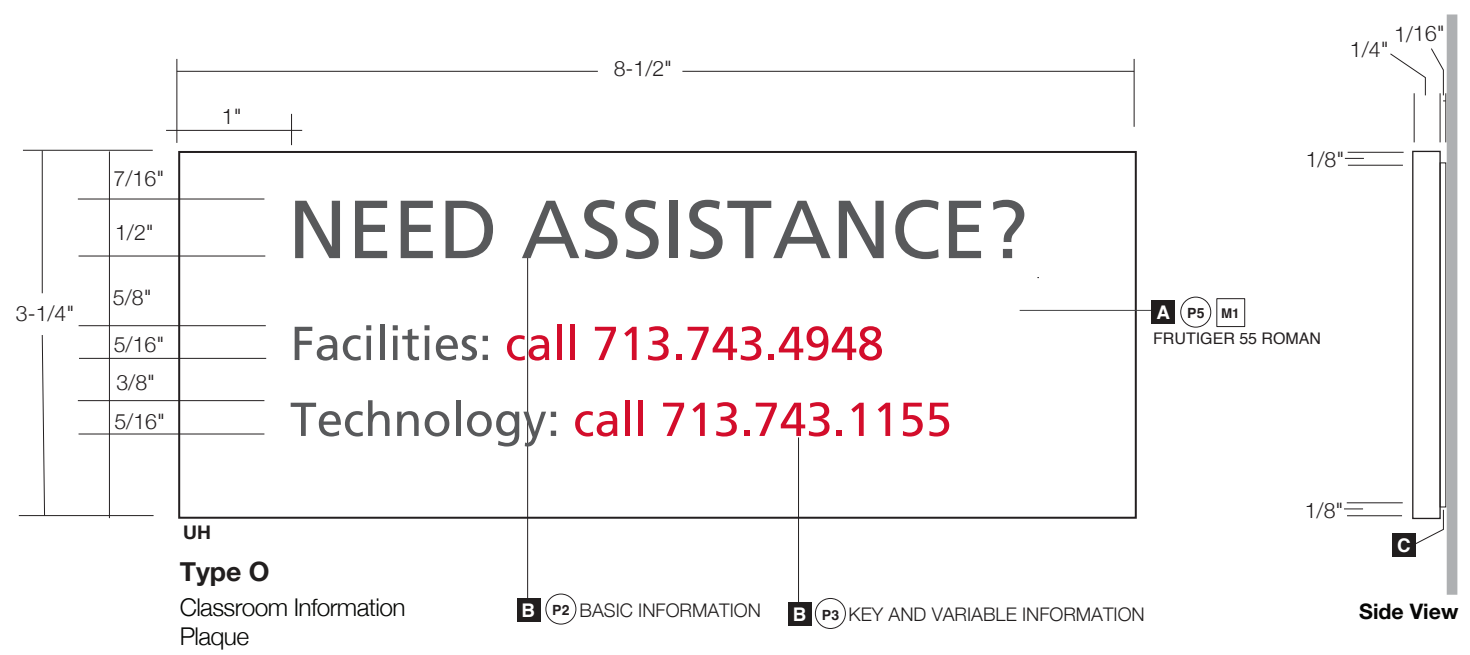
- A** 1/4" Thermoform plaque painted [MP32071 White Wonder, satin]
- B** Raised letters, graphics painted [Matthews MP10124 Gloomy Grey, satin]
- C** Braille painted [MP32071 White Wonder, satin]
- D** 1/16" undersized acrylic spacer plate, painted [MP32071 White Wonder, satin]

**Paint Colors**

- P1**  **Light Gray** to match Matthews MP03340 Grey Fog, satin
- P2**  **Dark Gray** to match Matthews MP10124 Gloomy Grey, satin
- P3**  **Red** to match Matthews MP12602 Scarlata, satin
- P4**  **Black** to match Matthews MP33764 Black Indigo, satin
- P5**  **White** to match Matthews MP32071 White Wonder, satin
- P6**  **Blue** to match Matthews MP00359 Belize Blue, satin
- P7**  **Grey Metallic** to match Matthews MP18145 Lead Grey Metallic

**Material**

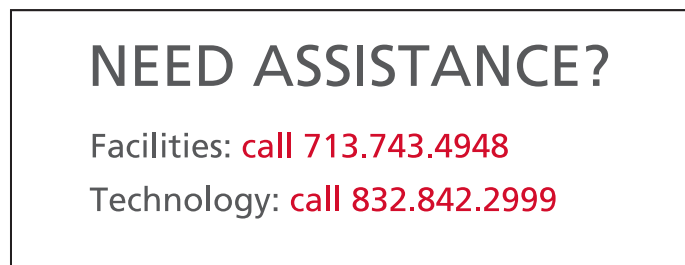
- M1** **Painted Acrylic**
- M2** **Aluminum**
- M3** **Vinyl**
- M4** **Thermoform Acrylic**
- M5** **Stainless Steel**



**UH**  
**Type O**  
Classroom Information  
Plaque

**B (P2)** BASIC INFORMATION    **B (P3)** KEY AND VARIABLE INFORMATION

**Note: UH Project Manager to verify phone numbers prior to fabrication.**



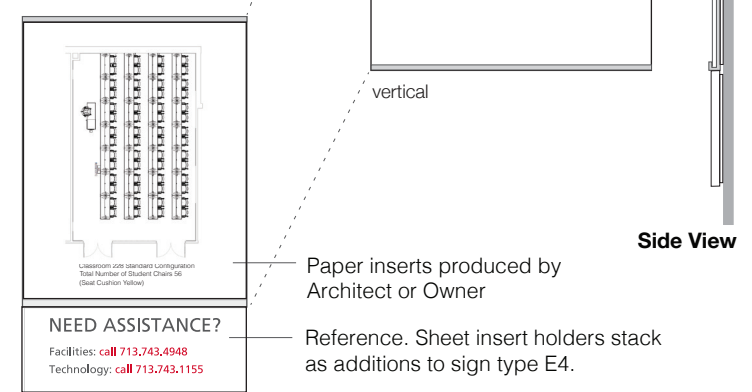
**UH at Sugar Land**  
UH PROJECT MANAGER TO VERIFY PHONE NUMBERS PRIOR TO FABRICATION

**Note: Provide "Need Assistance?" signs at 1) general purpose classrooms controlled and scheduled by the University Registrar and 2) classrooms controlled by individual colleges and departments.**

**For classrooms controlled by colleges and departments, consult with the UH Project Manager to obtain the correct Technology phone number, which will be different from the number for general purpose classrooms.**



**UH at Katy**  
UH PROJECT MANAGER TO VERIFY PHONE NUMBERS PRIOR TO FABRICATION



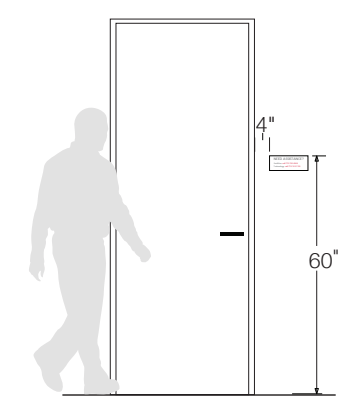
**Type D**  
Clear View Sheet Holder of Classrooms

Aluminum sheet holder sized for an 8 1/2 x 11" vertical sheet.  
Clear acrylic lens face

**Note: Provide Type D sheet holders with "Need Assistance" Plaques. Architect or Owner to provide floor plan inserts at all classrooms and lecture halls.**

- CONTRACTOR TO PROVIDE:**
- Shop drawings
  - Face layouts for all signs
  - Location Plan
  - Paint and Material samples  
3-1/2x3-1/2" (Quantity 4)
  - Prototype(s) for approval of all sign types

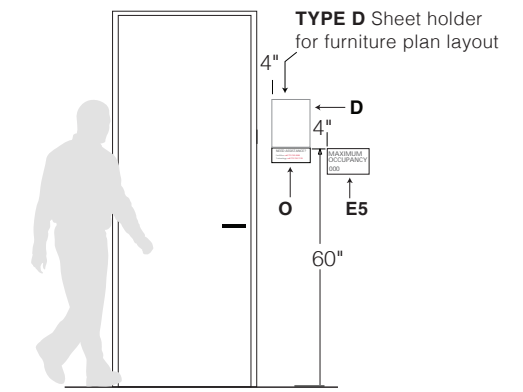
**CONTRACTOR TO VERIFY FIELD CONDITIONS**



**Mounting Guidelines (Typical)**  
(Interior wall - Classroom Side)

Sign to mount with VHB foam tape and silicone

**Note: Type O plaque should NOT be applied to glass side panels when present. Placement should be within close proximity to entry door as space allows.**



**Mounting Guidelines**  
Types E5, D and O  
(Interior wall - Classroom side)

Signs to mount with VHB foam tape and silicone

**Fabrication Notes**

- A** 1/4" acrylic plaque painted [MP32071 White Wonder, satin]
- B** Digital applied text - Color Match P2 and P3 as indicated
- C** 1/16" undersized acrylic spacer plate, painted [MP32071 White Wonder, satin]

**Paint Colors**

- P1** Light Gray to match Matthews MP03340 Grey Fog, satin
- P2** Dark Gray to match Matthews MP10124 Gloomy Grey, satin
- P3** Red to match Matthews MP12602 Scarlata, satin
- P4** Black to match Matthews MP33764 Black Indigo, satin
- P5** White to match Matthews MP32071 White Wonder, satin
- P6** Blue to match Matthews MP00359 Belize Blue, satin
- P7** Grey Metallic to match Matthews MP18145 Lead Grey Metallic

**Material**

- M1** Painted Acrylic
- M2** Aluminum
- M3** Vinyl
- M4** Thermoform Acrylic
- M5** Stainless Steel

**CONTRACTOR TO PROVIDE:**

- Shop drawings
- Face layouts for all signs
- Location Plan
- Paint and Material samples  
3-1/2x3-1/2" (Quantity 4)
- Prototype(s) for approval of all sign types

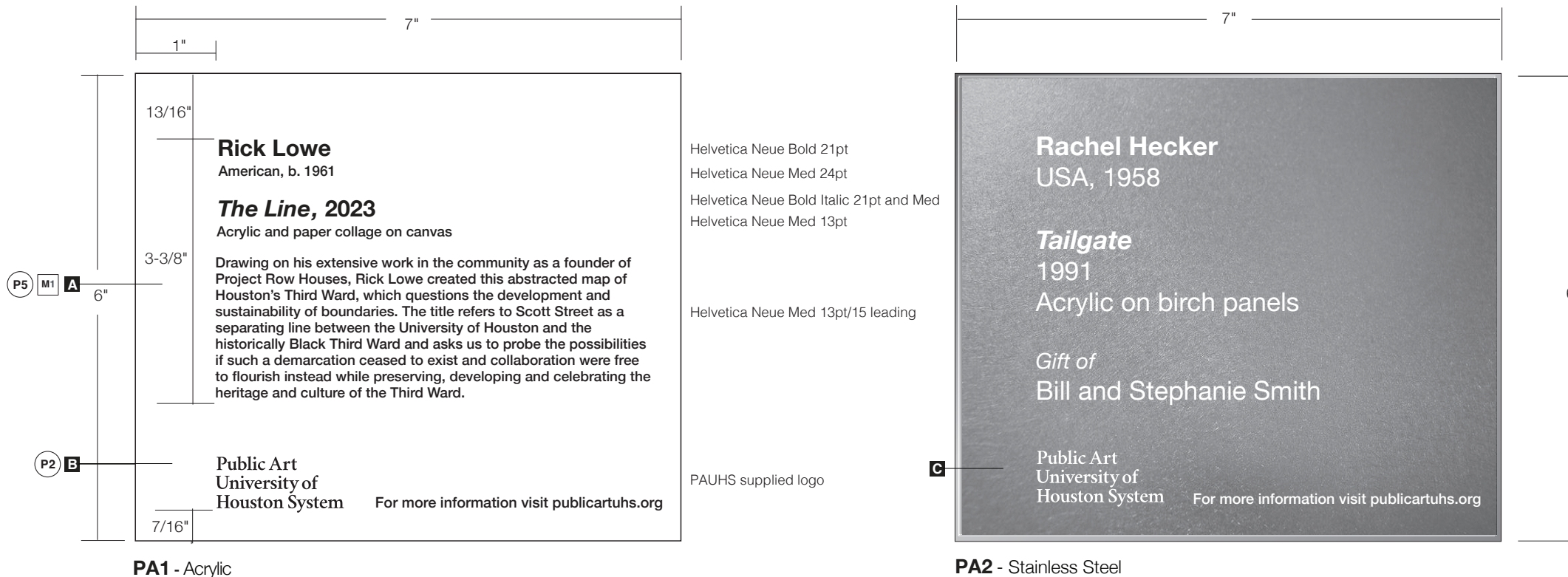
**CONTRACTOR TO VERIFY FIELD CONDITIONS**

**Mounting Guidelines (Wall)**

Plaque to mount to wall surface  
in location determined by Owner.

Acrylic mount with VHB foam tape  
and silicone. Stainless steel mount  
with VHB tape and silicone or pin  
mount with VHB foam tape and silicone  
as determined by location.

ISSUE	DATE
REFERENCE SET	05.10.2024
-	-



PA1 - Acrylic

PA2 - Stainless Steel

**Note: Choice of material and location of sign to be determined in consultation with Public Art of the University of Houston System. (PAUHS)**

**PAUHS to supply artist information and interpretive paragraph, if any.**

**Fabrication Notes**

- A** Acrylic plaque, 3/16" thick, gently beveled edges, painted white. P5, [MP32071 White Wonder, satin]
- B** Screen printed text, gray. P2 [MP10124 Gloomy Grey, satin]
- C** Stainless steel plate, 1/8" thick, etched and infill white. Light non-directional finish. Eased edges

**Paint Colors**

- P1**  **Light Gray** to match Matthews MP03340 Grey Fog, satin
- P2**  **Dark Gray** to match Matthews MP10124 Gloomy Grey, satin
- P3**  **Red** to match Matthews MP12602 Scarlata, satin
- P4**  **Black** to match Matthews MP33764 Black Indigo, satin
- P5**  **White** to match Matthews MP32071 White Wonder, satin
- P6**  **Blue** to match Matthews MP00359 Belize Blue, satin
- P7**  **Grey Metallic** to match Matthews MP18145 Lead Grey Metallic

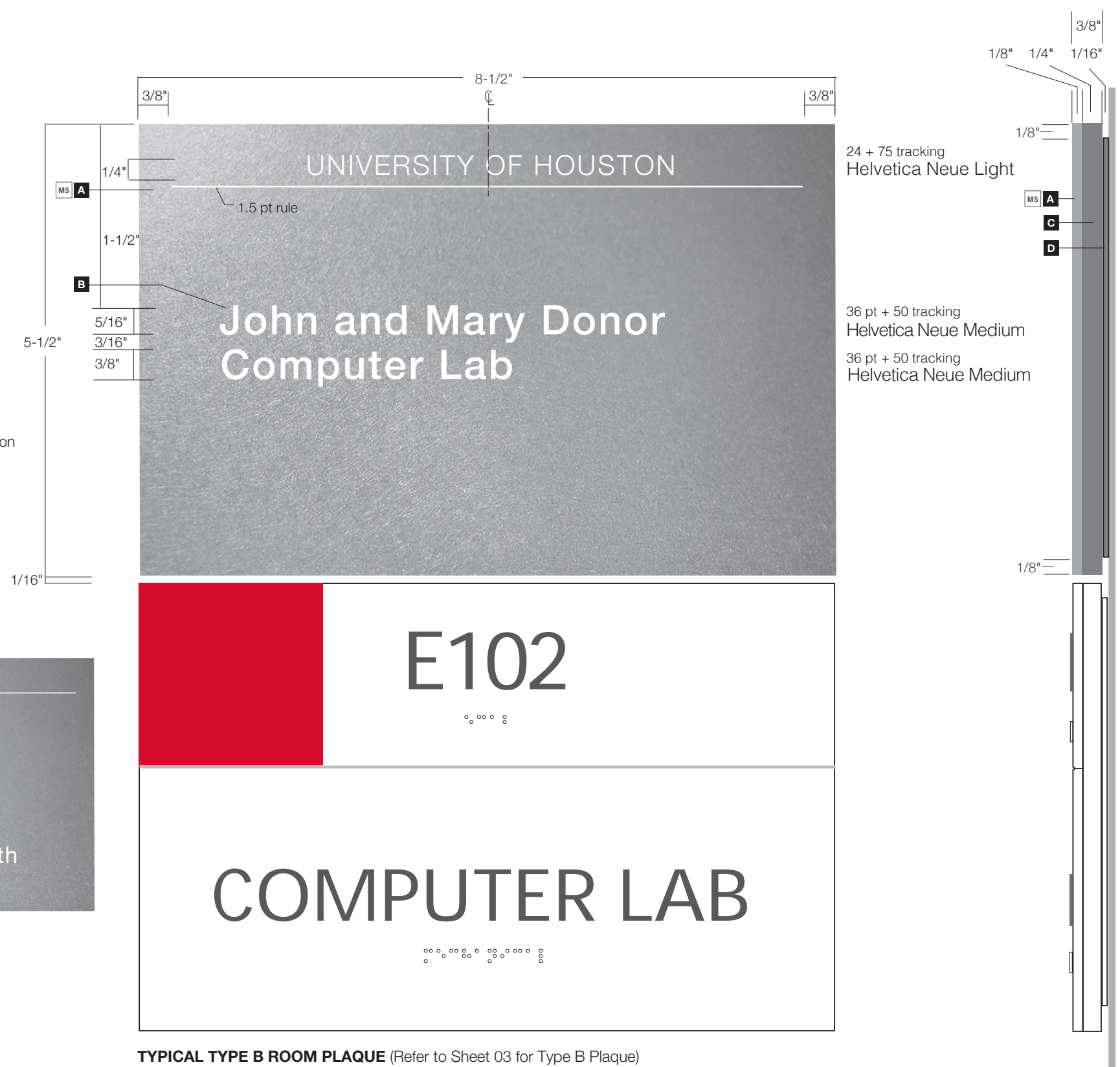
**Material**

- M1**  **Painted Acrylic**
- M2**  **Aluminum**
- M3**  **Vinyl**
- M4**  **Thermoform Acrylic**
- M5**  **Stainless Steel**

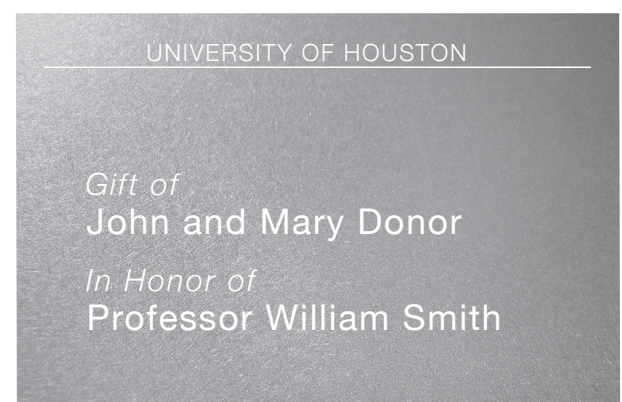




ISSUE	DATE
REFERENCE SET	05.10.2024



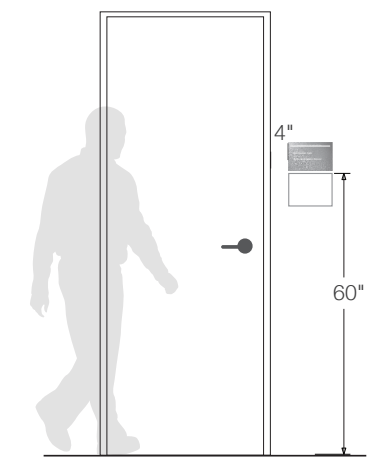
**Type R1**  
Donor Recognition  
Plaque



**Type R1a**  
Recognition Plaque, alternative example

**TYPICAL TYPE B ROOM PLAQUE** (Refer to Sheet 03 for Type B Plaque)

- CONTRACTOR TO PROVIDE:**
- Shop drawings
  - Face layouts for all signs
  - Location Plan
  - Paint and Material samples 3-1/2x3-1/2" (Quantity 4)
  - Prototype(s) for approval of all sign types
- CONTRACTOR TO VERIFY FIELD CONDITIONS**



**Mounting Guidelines (wall)**  
**DONOR RECOGNITION PLAQUE**  
Type R1 and R1a GIFT to above standard  
Type B plaque. Sign to mount with  
VHB foam tape and silicone

University of Houston  
Interior Sign Program



**Fabrication Notes**

- A** 1/8" thick stainless steel plaque. Light non-directional finish
- B** Copy etched and infilled white
- C** 1/4" acrylic spacer plate, edges painted metallic grey [MP18145 Lead Gray Metallic]  
Face plate epoxy to spacer plate.
- D** 1/16" undersized back spacer plate, painted metallic grey [MP18145 Lead Gray Metallic]
- E** Fonts - Helvetica Neue Regular, Light, Light Italic

**Paint Colors**

- P1**  **Light Gray** to match Matthews MP03340 Grey Fog, satin
- P2**  **Dark Gray** to match Matthews MP10124 Gloomy Grey, satin
- P3**  **Red** to match Matthews MP12602 Scarlata, satin
- P4**  **Black** to match Matthews MP33764 Black Indigo, satin
- P5**  **White** to match Matthews MP32071 White Wonder, satin
- P6**  **Blue** to match Matthews MP00359 Belize Blue, satin
- P7**  **Grey Metallic** to match Matthews MP18145 Lead Grey Metallic

**Side View**

**Material**

- M1** Painted Acrylic
- M2** Aluminum
- M3** Vinyl
- M4** Thermoform Acrylic
- M5** Stainless Steel

**Sign Type**  
**R1 / R1a**  
Donor Recognition  
Plaque

# John and Mary Donor Science Center

SINGLE LINE ARRANGEMENT

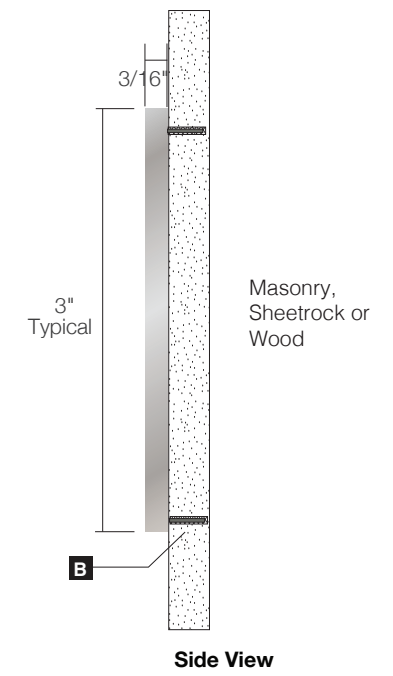
# John and Mary Donor Science Center

MULTIPLE LINE ARRANGEMENT

**Type R2**

Donor Recognition Cut Letters

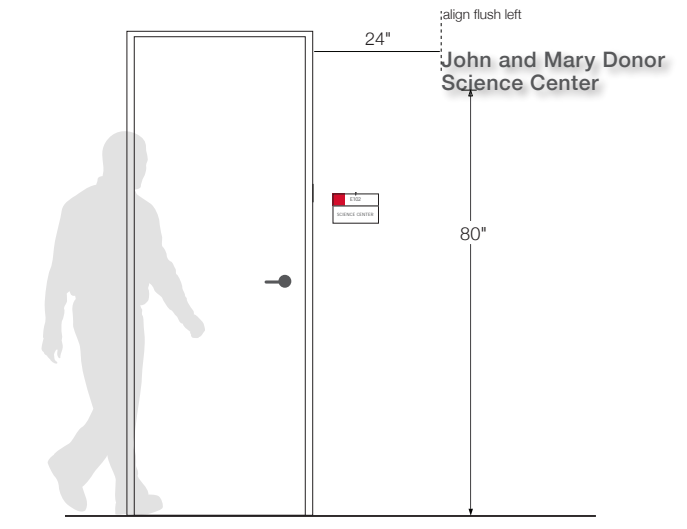
**Note: 3" letter height is standard. Architect/Designer may propose larger letter sizes for architectural and visibility considerations in locations such as entry lobbies and other large, multi-height spaces. Larger letter sizes require approval of University Architect. Copy to be upper and lowercase.**



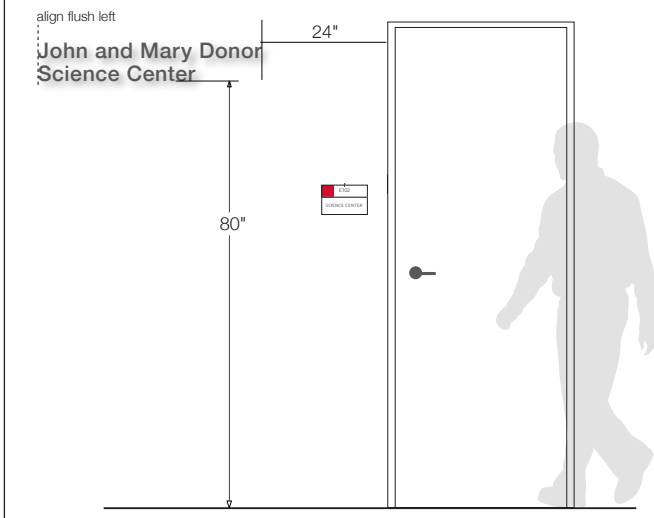
**CONTRACTOR TO PROVIDE:**

- Shop drawings
- Face layouts for all signs
- Location Plan
- Paint and Material samples 3-1/2x3-1/2" (Quantity 4)
- Prototype(s) for approval of all sign types

**CONTRACTOR TO VERIFY FIELD CONDITIONS**



Typical installation at named rooms.  
Lettersize may be larger in other applications



**Mounting Guidelines**  
Letters to pin mount with VHB foam tape and silicone

**Fabrication Notes**

- A** Cut aluminum letters painted P7 [MP18145 Lead Gray Metallic] or other Gray Metallic for contrast
- B** Pin mount and silicone to vertical surface - flush to surface
- C** Font - Helvetica Neue Medium, + 25pt spacing, Title case

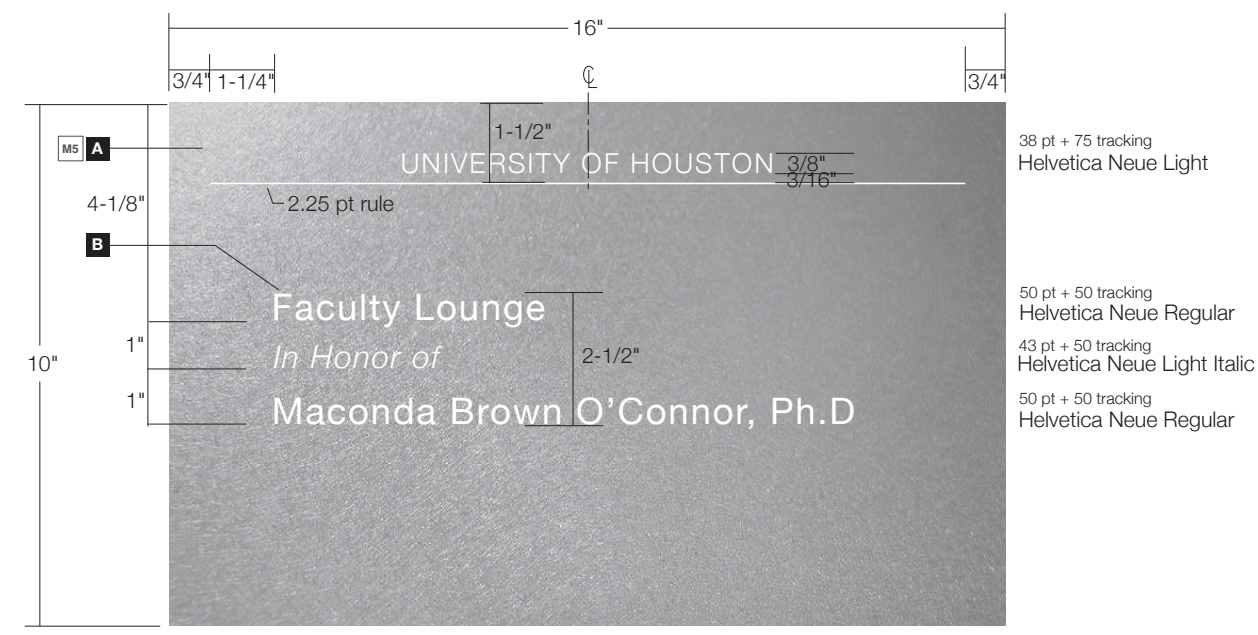
**Paint Colors**

- P1** ■ **Light Gray** to match Matthews MP03340 Grey Fog, satin
- P2** ■ **Dark Gray** to match Matthews MP10124 Gloomy Grey, satin
- P3** ■ **Red** to match Matthews MP12602 Scarlata, satin
- P4** ■ **Black** to match Matthews MP33764 Black Indigo, satin
- P5** ■ **White** to match Matthews MP32071 White Wonder, satin
- P6** ■ **Blue** to match Matthews MP00359 Belize Blue, satin
- P7** ■ **Grey Metallic** to match Matthews MP18145 Lead Grey Metallic

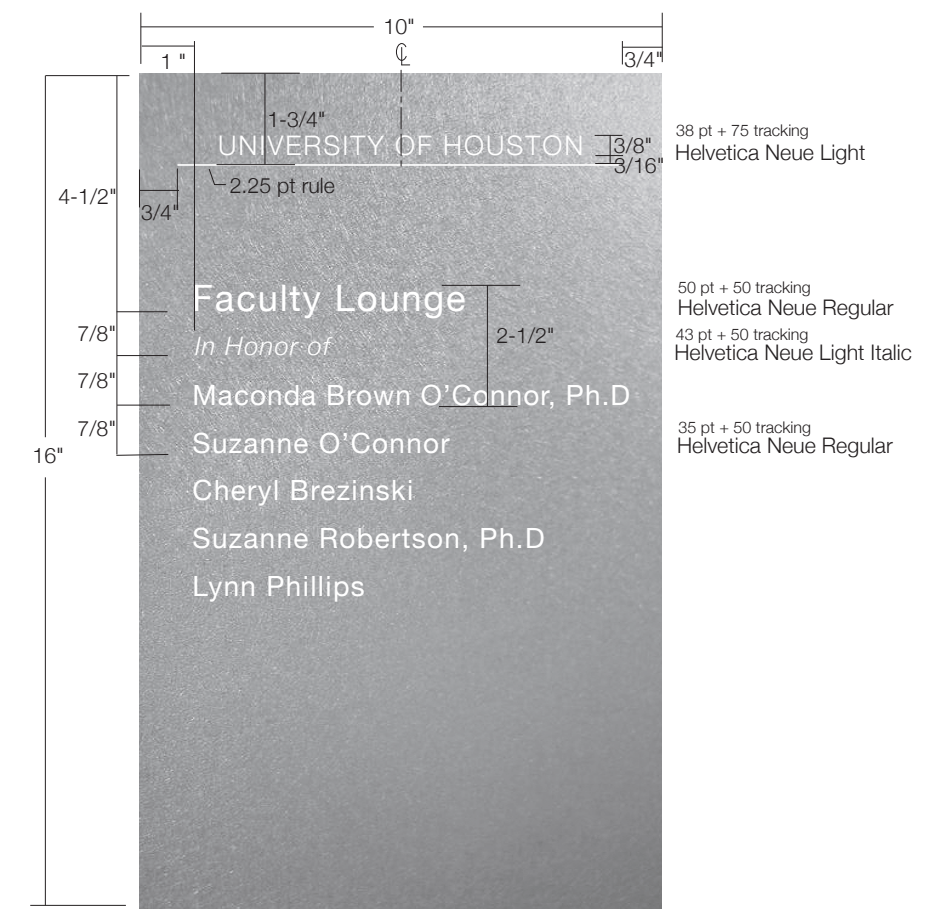
**Material**

- M1** ■ **Painted Acrylic**
- M2** ■ **Aluminum**
- M3** ■ **Vinyl**
- M4** ■ **Thermoform Acrylic**
- M5** ■ **Stainless Steel**

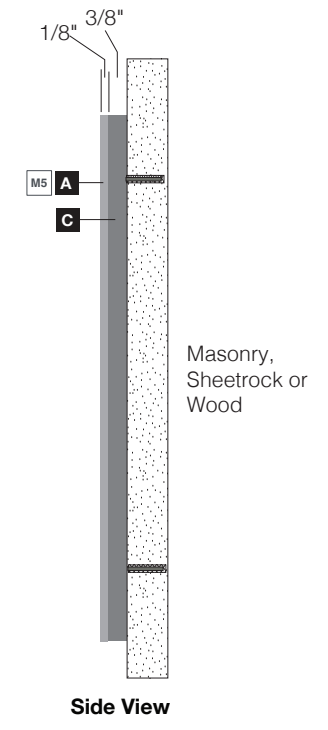
ISSUE	DATE
REFERENCE SET	05.10.2024



Type R3 - Individual Tribute Plaque (Landscape)

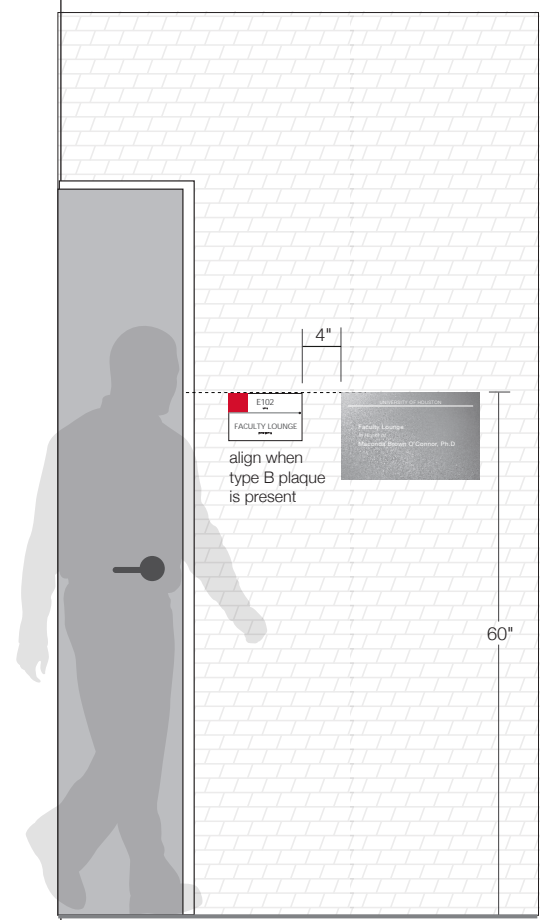


Type R3a - Group Tribute Plaque (Portrait)



Side View

- CONTRACTOR TO PROVIDE:**
- Shop drawings
  - Face layouts for all signs
  - Location Plan
  - Paint and Material samples
  - 3-1/2x3-1/2" (Quantity 4)
  - Prototype(s) for approval of all sign types
- CONTRACTOR TO VERIFY FIELD CONDITIONS**



**Mounting Guidelines (wall)**  
Plaque to pin mount with VHB foam tape and silicone

**Fabrication Notes**

- A** Stainless steel face plate, 1/8" thick, light non-directional finish.
- B** Copy etched and infilled white
- C** 3/8" acrylic spacer plate, edges painted metallic grey [MP18145 Lead Gray Metallic]  
Face plate pin mount and epoxy to spacer plate

**Paint Colors**

- P1** Light Gray to match Matthews MP03340 Grey Fog, satin
- P2** Dark Gray to match Matthews MP10124 Gloomy Grey, satin
- P3** Red to match Matthews MP12602 Scarlata, satin
- P4** Black to match Matthews MP33764 Black Indigo, satin
- P5** White to match Matthews MP32071 White Wonder, satin
- P6** Blue to match Matthews MP00359 Belize Blue, satin
- P7** Grey Metallic to match Matthews MP18145 Lead Grey Metallic

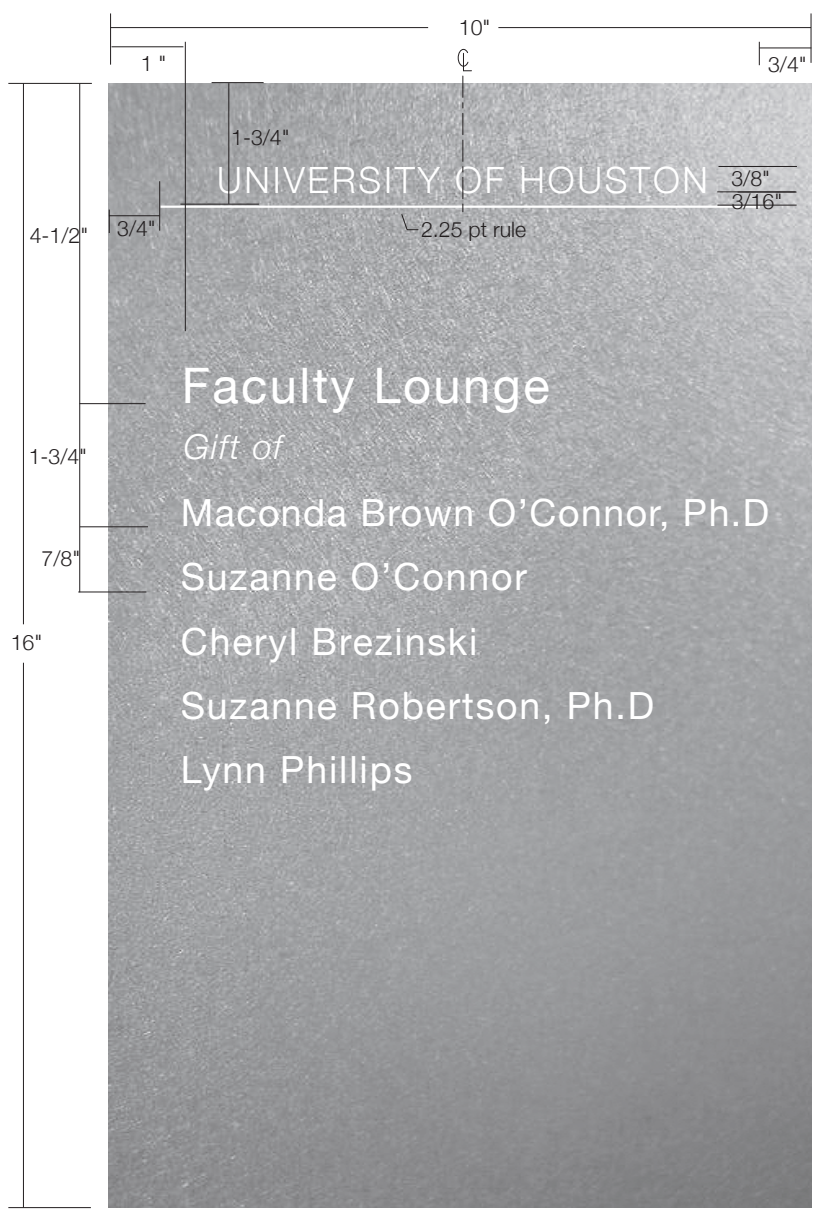
**Material**

- M1** Painted Acrylic
- M2** Aluminum
- M3** Vinyl
- M4** Thermoform Acrylic
- M5** Stainless Steel

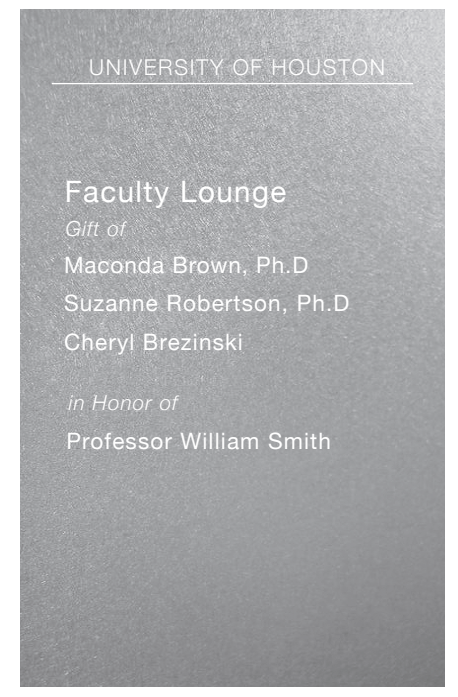
ISSUE	DATE
REFERENCE SET	05.10.2024



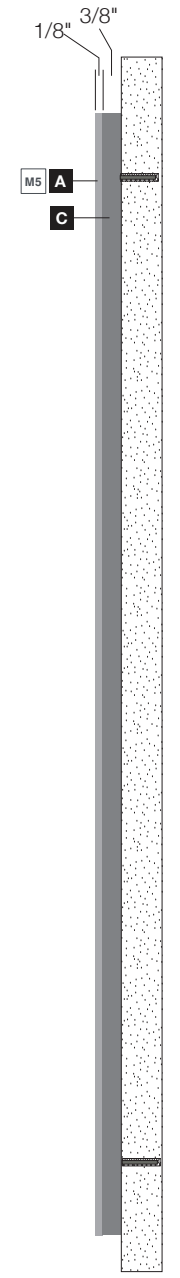
ISSUE	DATE
REFERENCE SET	05.10.2024



**Type R4**  
Group Donor Plaque



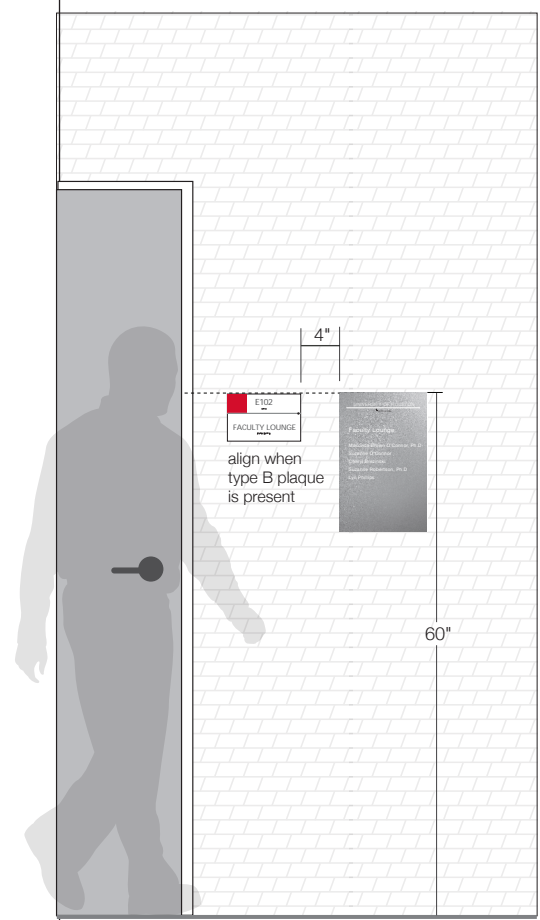
**Type R4a**  
Group Donor Plaque, alternative example



Side View

Masonry,  
Sheetrock or  
Wood

- CONTRACTOR TO PROVIDE:**
- Shop drawings
  - Face layouts for all signs
  - Location Plan
  - Paint and Material samples
  - 3-1/2x3-1/2" (Quantity 4)
  - Prototype(s) for approval of all sign types
- CONTRACTOR TO VERIFY FIELD CONDITIONS**



**Mounting Guidelines (wall)**  
Plaque to pin mount with VHB foam  
tape and silicone

**Fabrication Notes**

- A** Stainless steel face plate, 1/8" thick, light non-directional finish.
- B** Copy etched and infilled white
- C** 3/8" acrylic spacer plate, edges painted metallic grey [MP18145 Lead Gray Metallic]  
Face plate pin mount and epoxy to spacer plate

**Paint Colors**

- P1**  **Light Gray** to match Matthews MP03340 Grey Fog, satin
- P2**  **Dark Gray** to match Matthews MP10124 Gloomy Grey, satin
- P3**  **Red** to match Matthews MP12602 Scarlata, satin
- P4**  **Black** to match Matthews MP33764 Black Indigo, satin
- P5**  **White** to match Matthews MP32071 White Wonder, satin
- P6**  **Blue** to match Matthews MP00359 Belize Blue, satin
- P7**  **Grey Metallic** to match Matthews MP18145 Lead Grey Metallic

**Material**

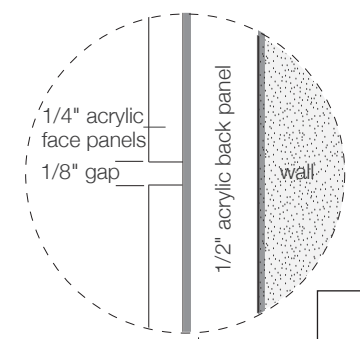
- M1** **Painted Acrylic**
- M2** **Aluminum**
- M3** **Vinyl**
- M4** **Thermoform Acrylic**
- M5** **Stainless Steel**



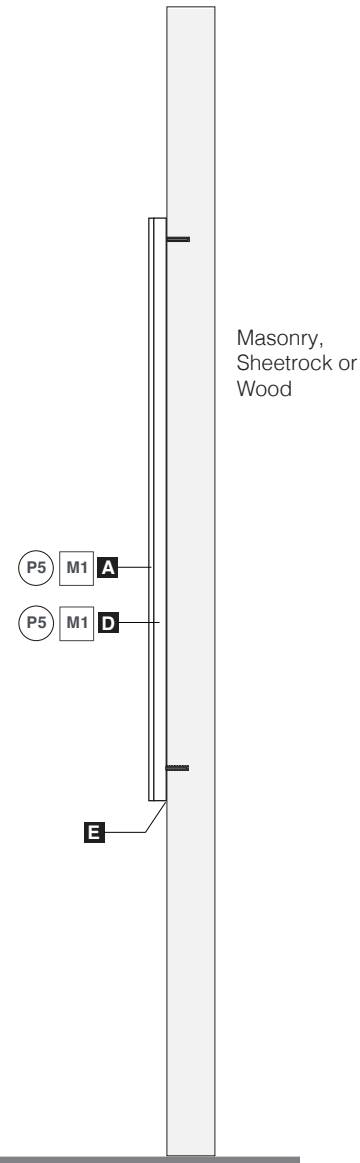
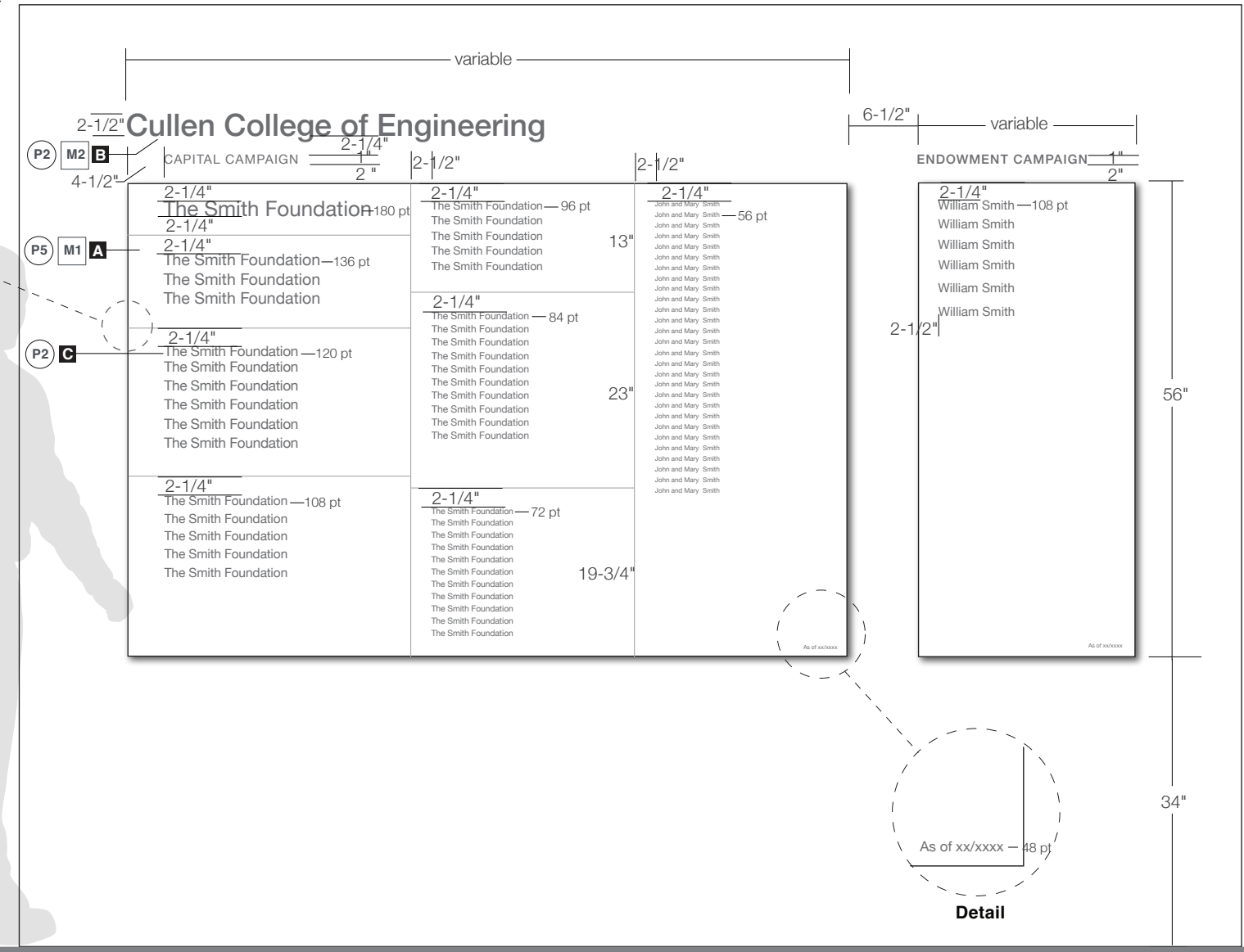
- CONTRACTOR TO PROVIDE:**
- Shop drawings
  - Face layouts for all signs
  - Location Plan
  - Paint and Material samples
  - 3-1/2x3-1/2" (Quantity 4)
  - Prototype(s) for approval of all sign types

**CONTRACTOR TO VERIFY FIELD CONDITIONS**

**Mounting Guidelines (wall)**  
Sign unit pin mounts to wall surface with VHB foam tape and silicone



**Detail Section View**



**Side View**

**Type R5**  
Standard Donor Wall

**Note: Grid and panel configurations are customizable to required listing categories and specific name listings. Illustrative example shown.**  
**Listing categories, names and "as of" date to be provided by University Advancement.**

**Fabrication Notes**

- A** 1/4" acrylic panels with 1/8" square channels between panel. Channels created by spaced application of face panels to backer panel. Panels painted [MP32071 White Wonder, satin]
- B** Header text cut aluminum letters 3/16" thick, painted [MP10124 Gloomy Grey]  
Font - Helvetica Neue Medium, upper and lower case
- C** Donor listings screen printed to match [MP10124 Gloomy Grey]  
Font - Helvetica Neue Regular, upper and lower case
- D** 1/2" acrylic backer panel with painted face and edges [MP32071 White Wonder, satin]
- E** Sign unit pin mounts to wall surface with VHB foam tape and silicone

**Paint Colors**

- P1**  **Light Gray** to match Matthews MP03340 Grey Fog, satin
- P2**  **Dark Gray** to match Matthews MP10124 Gloomy Grey, satin
- P3**  **Red** to match Matthews MP12602 Scarlata, satin
- P4**  **Black** to match Matthews MP33764 Black Indigo, satin
- P5**  **White** to match Matthews MP32071 White Wonder, satin
- P6**  **Blue** to match Matthews MP00359 Belize Blue, satin
- P7**  **Grey Metallic** to match Matthews MP18145 Lead Grey Metallic

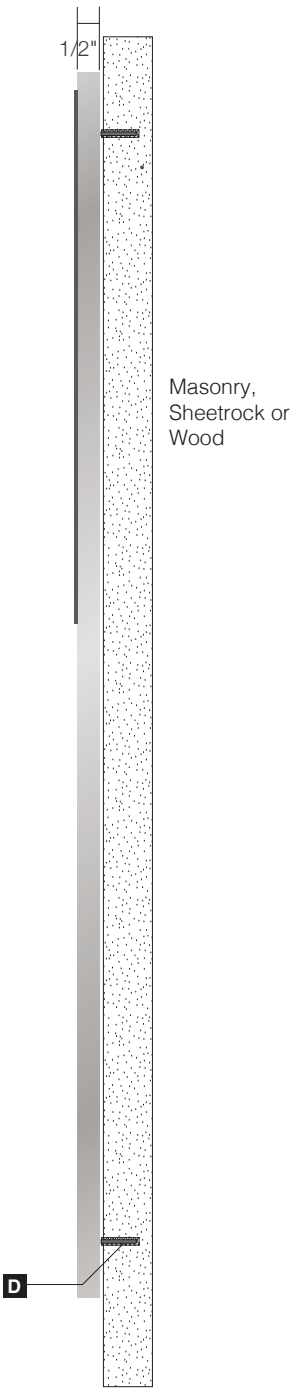
**Material**

- M1** **Painted Acrylic**
- M2** **Aluminum**
- M3** **Vinyl**
- M4** **Thermoform Acrylic**
- M5** **Stainless Steel**

**Sign Type R5**  
Standard Donor Wall



**Type R6**  
Donor Story Plaque



Side View



- CONTRACTOR TO PROVIDE:**
- Shop drawings
  - Face layouts for all signs
  - Location Plan
  - Paint and Material samples 3-1/2x3-1/2" (Quantity 4)
  - Prototype(s) for approval of all sign types

**CONTRACTOR TO VERIFY FIELD CONDITIONS**

**Mounting Guidelines (wall)**  
Plaque to pin mount with VHB foam tape and silicone

**Fabrication Notes**

- A** 1/2" aluminum plate painted to match [MP18145 Lead Gray Metallic]
- B** Copy screen printed white
- C** Photo digital printed on white 1/16" aluminum panel and applied to plate
- D** Panel to pin mount with VHB tape and silicone to wall surface
- E** Font - Helvetica Neue Regular and Bold

**Paint Colors**

- (P1)**  **Light Gray** to match Matthews MP03340 Grey Fog, satin
- (P2)**  **Dark Gray** to match Matthews MP10124 Gloomy Grey, satin
- (P3)**  **Red** to match Matthews MP12602 Scarlata, satin
- (P4)**  **Black** to match Matthews MP33764 Black Indigo, satin
- (P5)**  **White** to match Matthews MP32071 White Wonder, satin
- (P6)**  **Blue** to match Matthews MP00359 Belize Blue, satin
- (P7)**  **Grey Metallic** to match Matthews MP18145 Lead Grey Metallic

**Material**

- M1** Painted Acrylic
- M2** Aluminum
- M3** Vinyl
- M4** Thermoform Acrylic
- M5** Stainless Steel

PAGE INTENTIONALLY LEFT BLANK