

UNIVERSITY OF HOUSTON

FY 2009

PLANNING AND BUDGETING GUIDE



March 2008

University of Houston
 FY2009 Planning and Budgeting Guide

Table of Contents

Item	Description	Page No.
1.	Planning and Budgeting Memorandums	
	President’s Memorandum FY2009 Planning & Budgeting Guidelines	3
	Provost Memorandum: Academic Affairs FY2009 Guidelines.....	7
2.	Formula Funding from the State of Texas	
	Appropriations FY2007/08 compared to 2005/06	12
	Elements of Formula Funding	13
	Base Period Semester Credit Hour Trends	14
3.	Budget Development Process	
	Flowchart.....	20
	Calendar.....	21
	Executive Overview	22
	Budget Guidelines	23
	Budget Principles.....	27
	Salary Increase Guidelines for Staff Employees.....	28
4.	Budget Training	
	Budget Training Memo.....	34
	Budget Training web links to Budget Overview and Training Guide.....	35
5.	Appendices	
	University of Houston Mission and Goals.....	40
	Glossary of Budgeting Terms	41
	Full-Time Equivalent Position Definitions	44
	Standard Work Hours/week for Part-time Faculty	45
	Employees Rates to Estimate Benefit Costs.....	46
	FY2008 Health Insurance Rates	47
	FY2008 Non-Health Insurance Rates	48
	Estimated Endowment Income	51
	Contact List	68

Planning and Budgeting Memorandums



UNIVERSITY OF HOUSTON SYSTEM
UNIVERSITY OF HOUSTON

JOHN M. RUDLEY
Interim Chancellor, UH System
Interim President, University of Houston

MEMORANDUM

DATE: October 10, 2007
TO: President's Cabinet
FROM: John M. Rudley
RE: University of Houston FY 2009 Planning & Budgeting Guidelines

Planning Assumptions

As we begin the planning process for FY 2009, the University of Houston will adopt a cautious approach to funding new initiatives. Since FY09 is the second year of the legislative biennium, we must rely primarily on resources generated through reallocation, enrollment growth, and tuition and fee increases to fund new initiatives. As you know, UH students have faced significant increases in tuition and fees over the past several years, so we must ensure that any increases we implement next year are critical to accomplishing our highest priorities.

In accordance with the UH mission and UH System Strategic Principles, academic and research excellence, enrollment increases, student success, and administrative effectiveness will remain high priorities for the university, so we are particularly interested in considering new initiatives in these areas. Next summer and FY 2009 are especially important in terms of increasing enrollment, since they will constitute the Texas higher education base period, through which our SCH and student headcount will determine the formula funding we receive from the state in FY10 and FY11. A strong base period and 2009 legislative session will place us in the best possible position in the coming years to fund the new faculty positions, research infrastructure, student scholarships, academic support services, etc., needed to fulfill our goals of excellence.

The elements of the planning process for FY09 have been established within this context. First, you are invited to make requests for new central resources. However, competition for these resources will be intense, and proposed initiatives will receive serious consideration only if they allow us to make significant progress on the UH System Strategic Principles and initiatives. Second, you are asked to describe the new initiatives that you are planning for FY09 and funding through reallocation of division-based resources, including fee revenues, private support, fund equity, HEAF, indirect cost recovery, reallocation, etc.

Learning. Leading.™

Finally, faculty and staff constitute the university's most valuable asset, and ensuring competitive compensation is among our highest priorities. Decisions regarding employee salary raises will be made separately from the planning process this year, once we have a clearer picture of the resources available to us in FY09.

Components of Division Plans

Plan Overview

This section should be brief (1-2 pages), but it should establish the context for the plan that follows. You should include the following elements:

- The mission and goals of your division, especially as they relate to the UH System Strategic Principles and the initiatives you are planning for FY09 and beyond;
- Internal and external factors affecting your operations;
- An update of new initiatives funded this year through new designated tuition, fees, reallocation, or other funding sources; and
- A description of the process through which your plan was developed.

Plan for New Initiatives

This section should include significant new initiatives you are planning for FY09, to be funded either through requests for new central resources or through reallocation of division-based resources (e.g., student service fees, IDC, private support, fund equity, HEAF). In 1-2 paragraphs you are asked to describe each new initiative in priority order, including its dollar value, source of funds, and use of funds (e.g., faculty or staff FTE, equipment, etc). Then, using the attached table (which will be provided to you electronically), you should summarize your initiatives for easy reference. Your FY09 division plan is an opportunity for you to share with me your endeavors for next year. These initiatives will then be used to develop the University of Houston FY09 Plan and Budget, which will be presented to the UH System Board of Regents in August 2008.

Space Needs

Last year, the university developed and the UHS Board of Regents approved a new System Administrative Memorandum (SAM) on the acquisition, construction and renovation of facilities. To fulfill the requirements of this SAM, we are currently developing a new capital planning process, guidelines for which will be distributed to you later this month.

Institutional Effectiveness Plans

On September 10, the University of Houston submitted to SACS its Compliance Certification Report, a major part of which were the institutional effectiveness plans from the academic and administrative units on campus. Our thanks to you for helping us successfully meet this deadline. In early April, the SACS on-site review team will visit the University of Houston. Part of the team's responsibilities will be to once again evaluate our institutional effectiveness plans. It is therefore important that we update these plans for the current year prior to the site visit. In a separate memo, Provost Foss will communicate our expectations for this process. If you have questions before then, please contact Dr. Libby Barlow.

Submission and Review of Plans

Your plans are due to Ed Hugetz on or before **December 3, 2007**. In the interim, Mr. Hugetz will be available to guide you in the preparation of these materials. All materials submitted as part of the UH budgeting process should be submitted to Tom Ehardt. I will hold hearings with each of the divisions during the week of December 10. Holding the hearings at this time will provide us with a forum to discuss your requests for new resources and weigh them against other institutional priorities before finalizing the university's tuition and fee plan and submitting it to the Board of Regents.




UNIVERSITY OF HOUSTON SYSTEM
UNIVERSITY OF HOUSTON

DONALD J. FOSS, PH.D.

Senior Vice Chancellor for Academic Affairs, UH System
Senior Vice President for Academic Affairs and Provost, UH

MEMORANDUM

Date: October 10, 2007
To: University of Houston Deans
From: Donald Foss 
Re: University of Houston FY 2009 Planning & Budgeting Guidelines

Planning Assumptions

As we begin the planning process for FY 2009, the University of Houston will adopt a cautious approach to funding new initiatives. Since FY09 is the second year of the legislative biennium, we must rely primarily on resources generated through reallocation, enrollment growth, and tuition and fee increases to fund new initiatives. As you know, UH students have faced significant increases in tuition and fees over the past several years, so we must ensure that any increases we implement next year are critical to accomplishing our highest priorities.

In accordance with the UH mission and UH System Strategic Principles, academic and research excellence, enrollment increases, and student success will remain high priorities for the university, so we are particularly interested in considering new initiatives in these areas. Next summer and FY 2009 are especially important in terms of increasing enrollment, since they will constitute the Texas higher education base period, through which our SCH and student headcount will determine the formula funding we receive from the state in FY10 and FY11. A strong base period and 2009 legislative session will place us in the best possible position in the coming years to fund the new faculty positions, research infrastructure, student scholarships, academic support services, etc., needed to fulfill our goals of excellence.

In developing your FY09 plans, we encourage you to either reallocate resources or propose a college funding "match" to help fund new initiatives. Colleges that do so will receive due consideration as we decide where to invest new resources. Additionally, we ask that you take the steps necessary to ensure broad participation in your college. The planning process should extend down to the departmental level to facilitate meaningful shared governance on behalf of faculty. You should also create opportunities for students to participate, since they will ultimately pay for any tuition and fee increases. Once your initial plan/budget request has been developed, please review it with your Student Government Association senators and other student leaders to solicit their input.

Parallel to the annual planning and budgeting process for FY09 is the development of the UH Quality Enhancement Plan (QEP) as part of the SACS reaffirmation of accreditation process. You have received a separate set of planning guidelines for the QEP, and I encourage you and your faculty to take a strong interest in this process, since funding the QEP will be a component of the FY09 UH Plan and Budget.

Components of College Plans

Use of Resources Allocated in FY 2007

In order for us to assess our investments for the current fiscal year, please provide brief updates on the status of each new faculty line created in FY07, as well as other college initiatives planned for FY07 and funded through central resources. To the extent possible, we ask that you assess the impact of your FY07 faculty lines and other centrally funded initiatives in terms of such factors as enrollment increases, student-faculty ratios, research productivity, increase in citations; increase in doctoral students, etc.

College Enrollment Forecasts

For FY09, we are again asking the colleges to provide enrollment forecasts for next fall. Next week we will forward to you a reporting template for making your fall 2008 enrollment projections. Shortly thereafter, we will send you additional information to assist you in this process (e.g., college enrollment trends, comparison of forecast to actual enrollment).

Faculty Hiring Plan

In FY 2009, we will continue to implement our five-year plan for creating new faculty positions. Since the colleges' needs for faculty greatly exceed the availability of new positions next year, competition for these lines will be intense, with successful plans demonstrating that a critical need for new positions exists in order to advance the academic and research enterprise of the institution. We are particularly interested in requests for faculty lines in academic/research clusters, or groups of hires built around a particular theme that represents an area of strength or opportunity for the university. In addition, priority will be given to requests for faculty lines in existing high-demand programs or new programs with the potential to generate significant enrollment – particularly at the graduate level.

In developing your faculty hiring plan, we ask that you complete the attached table (*University of Houston FY 2009 Request for New Faculty Positions*), which asks you to itemize your proposed faculty lines by department, rank and program area. In addition, you should include a 1-2 page narrative that addresses the following questions:

- How do the proposed new positions support the UH mission and UH System Strategic Principles? How do they forward the cluster hiring initiative or help meet the needs of a high demand program?
- What are the outcomes through which you will measure the success of the new positions (e.g., student-faculty ratios, increase in research dollars, increase in citations, increase in doctoral students, etc.)? Please be specific regarding the number of master's and doctoral students you expect to enroll from each position and your expectations in terms of the research funding they will bring to UH.

Plan for Other New Initiatives

This section of the plan should include other significant new initiatives you are planning for FY09 to be funded either through existing college-based resources (e.g., reallocation, fund equity, IDC, private support) or requests for new central resources. In 1-2 paragraphs please describe each new initiative, including its dollar value, source of funds, use of funds (e.g., faculty or staff

FTE, equipment, etc.), and relevance to the UHS Strategic Principles and other goals. We are especially interested in the following:

- Initiatives that address student enrollment and persistence. As you know, the university faces serious challenges in terms of student persistence, and, in recent years, student enrollment. Enrollment stability is more important to UH than ever since an increasing percentage of our resources comes from students. As a result, we are very interested in considering new initiatives that address these issues, such as improved student advising or changes to class schedules (e.g., mini-semesters, hybrids, online courses, weekend programs) that allow us to enroll more students.
- Initiatives that involve the assessment and improvement of student learning. This is important not only for SACS but to ensure that the students we graduate are well-prepared for their futures. If you need resources to help in these activities, you should include these requests as part of your plans.

Plan for Sustaining Academic Support and Infrastructure

As was the case last year, we will continue to address your needs for academic support and infrastructure through the annual planning process. In 1-2 pages, please itemize and briefly describe these needs in your college (e.g., M&O, academic support staff, IT resources, teaching lab operations) and identify the amount of funding you require for each. In order to meet these needs, we will consider increasing existing institutional and college fees.

FY 2009 Plan and Budget Summary

During the coming week, we will forward to you a package of planning materials that includes your *FY 2009 Plan and Budget Summary*. In completing this table, you will be asked to identify in priority order each of the new initiatives described in your plan, as well as the proposed sources of funding. Craig Ness will be available to assist you and your business officers in the completion of this table.

Space Needs

While our focus at this time is on operational planning we will still consider requests for small facilities projects. In 1-2 paragraphs, please describe facilities requests that can be handled with minimal planning and resources (less than \$50,000), as well as the need for these projects. In terms of major construction and renovation projects, we are currently developing a new capital planning process, guidelines for which will be distributed to you later this month.

Institutional Effectiveness Plans

On September 10, the University of Houston submitted to SACS its Compliance Certification Report, a major part of which were the institutional effectiveness plans from the academic units on campus. Our thanks to you for helping us successfully meet this deadline. In early April, the SACS on-site review team will visit the University of Houston. Part of the team's responsibilities will be to evaluate once again our institutional effectiveness plans. It is therefore important that we update these plans for the current year prior to the site visit. In a separate memo, I will communicate our expectations for this process. If you have questions before then, please contact Dr. Libby Barlow.

Submission and Review of Plans

Your plans are due to Ed Hugetz on or before November 9, 2007. In the interim, Ed Hugetz and Craig Ness will be available to guide you in the preparation of these materials. Plan and budget hearings will be scheduled for the week of November 12. Holding the hearings at this time will provide us with a forum to discuss your requests for new resources and weigh them against other institutional priorities before developing the university's tuition and fee plan and submitting it to the Board of Regents.

Attachment

Formula Funding from the State of Texas

University of Houston

Formula	FY2006-2007 Biennium		Conference Comm FY2008-2009 Biennium		Biennial		Biennial Change	
	Appropriated FY2006	Appropriated FY2007	Appropriated FY2008	Appropriated FY2009	Total	Dollars	Percent	
Operations Support	\$ 130,421,901	\$ 130,421,901	\$ 129,351,823	\$ 129,351,823	\$ 258,703,646	\$ (2,140,156)	-0.8%	
Teaching Experience	3,192,910	3,192,910	2,913,226	2,913,226	5,826,452	(559,368)	-8.8%	
E&G Space Support	25,290,429	25,290,429	26,398,470	26,398,470	52,796,940	2,216,082	4.4%	
Excellence Formula Funding	3,999,193	3,999,193	3,999,193	3,999,193	7,998,386	-	0.0%	
SUBTOTAL	162,904,433	162,904,433	162,662,712	162,662,712	325,325,424	(483,442)	-0.1%	
Special Items								
Texas Center for Superconductivity	3,607,625	3,607,625	3,607,624	3,607,626	7,215,250	-	0.0%	
Small Business Development Center	2,581,459	2,581,549	2,811,134	2,811,134	5,622,268	459,260	8.9%	
Houston Partnership for Space Exploration	349,986	349,986	349,986	349,986	699,972	-	0.0%	
Health Law and Policy Institute	290,937	290,937	290,937	290,937	581,874	-	0.0%	
Center for Public Policy	249,375	249,375	249,374	249,376	498,750	-	0.0%	
Partnerships-Support Publ. Schools	1,369,247	1,369,247	1,369,247	1,369,247	2,738,494	-	0.0%	
Commercial Development of Space	400,901	400,901	400,900	400,902	801,802	-	0.0%	
Learning and Computation Center	1,935,805	1,935,805	1,935,804	1,935,806	3,871,610	-	0.0%	
Faculty Excellence	2,500,000	2,500,000	-	-	-	(5,000,000)	-100.0%	
Texas Competitive Knowledge Fund	3,204,306	3,204,306	4,099,811	4,099,810	8,199,621	8,199,621	n/a	
Institutional Enhancement	16,489,641	16,489,731	3,204,306	3,204,306	6,408,612	-	0.0%	
SUBTOTAL	66,744,510	66,660,045	11,879,624	11,875,874	23,755,498	10,420,943	78.1%	
Other Items								
Tuition Revenue Bonds	1,205,000	1,205,000	1,354,803	1,354,803	2,709,606	299,606	12.4%	
Organized Activities	436,515	439,885	394,215	394,215	788,430	(87,970)	-10.0%	
Skiles Act Revenue Bond Retirement	6,516,135	6,651,458	5,896,015	5,916,617	11,812,632	(1,354,961)	-10.3%	
Texas Public Education Grant	491,131	491,131	491,131	491,131	982,262	-	0.0%	
Worker' Compensation Insurance	3,869,479	4,089,652	4,915,532	4,964,687	9,880,219	1,921,088	24.1%	
Staff Group Insurance Premiums	5,137,629	5,137,629	7,494,929	7,494,929	14,989,858	4,714,600	45.9%	
Research Development Fund	24,330,399	24,674,800	32,426,249	32,492,256	64,918,505	15,913,306	32.5%	
SUBTOTAL	203,724,473	204,068,964	\$ 213,408,084	\$ 213,474,098	\$ 426,882,182	\$ 19,088,745	4.7%	
Method of Finance								
Net General Revenue - HB1	\$ 142,896,950	\$ 141,983,879	\$ 154,275,465	\$ 154,134,306	\$ 308,409,771	\$ 23,528,942	8.3%	
GENERAL REVENUE SUBTOTAL	142,896,950	141,983,879	154,275,465	154,134,306	308,409,771	23,528,942	8.3%	
Board Authorized Tuition Increases	13,777,800	13,777,800	13,076,590	13,076,590	26,153,180	(1,402,420)	-5.1%	
Statutory Tuition Increases	1,267,794	1,267,794	46,056,029	46,263,202	92,319,231	(2,535,588)	-100.0%	
Estimated E&G Income	45,781,929	47,039,491	59,132,619	59,339,792	118,472,411	(502,189)	-0.5%	
GR DEDICATED SUBTOTAL	60,827,523	62,085,085	\$ 213,408,084	\$ 213,474,098	\$ 426,882,182	\$ 19,088,745	4.7%	
TOTAL	203,724,473	204,068,964	3,052.6	3,052.6	3,052.6	3,052.6	3,052.6	
FTE Positions	3,094.5	3,094.5	3,094.5	3,094.5	3,094.5	3,094.5	3,094.5	
Authorized	2,856	2,795						
Actual								

**Elements of Formula Funding
FY2008-09 Biennium**

1. Instruction and Operations Formula (about 81% of total formula)

(Funding for Faculty Salaries, DOE, Instructional Administration, Library, Research Enhancement, Student Services, Institutional Support)

Funding equals semester credit hours times **59.02** times rate below:

	<u>Lower Division</u>	<u>Upper Division</u>	<u>Masters</u>	<u>Doctoral</u>	<u>Special Professional</u>
Liberal Arts	1.00	1.77	4.01	9.94	
Science	1.67	2.93	7.29	20.05	
Fine Arts	1.50	2.51	5.65	9.78	
Teacher Ed	1.33	1.79	2.68	7.70	
Agriculture	2.02	2.66	7.13	11.97	
Engineering	2.46	3.51	7.39	17.05	
Home Economics	1.17	1.83	3.21	7.10	
Law					3.55
Social Services	1.89	2.09	3.76	12.21	
Library Science	1.14	1.21	3.03	7.68	
Vocational Training	1.90	2.37			
Physical Training	1.29	1.49			
Health Services	1.70	2.44	4.15	9.92	
Pharmacy	1.76	3.85	14.90	25.27	5.13
Business Admin.	1.18	1.68	3.70	19.08	
Optometry			5.46	19.12	7.00
Teacher Ed Practice	1.31	1.99			
Technology	1.85	2.42	5.08		
Nursing	2.73	3.24	5.36	11.79	
Developmental Ed					
Veterinary Medicine	1.00				14.24

2. Teaching Experience Supplement (about 3 % of total formula)

Annual funding equals 10 percent of funds generated above from undergraduate hours taught by tenured or tenure track faculty.

3. E&G Space Support (about 16% of total formula)

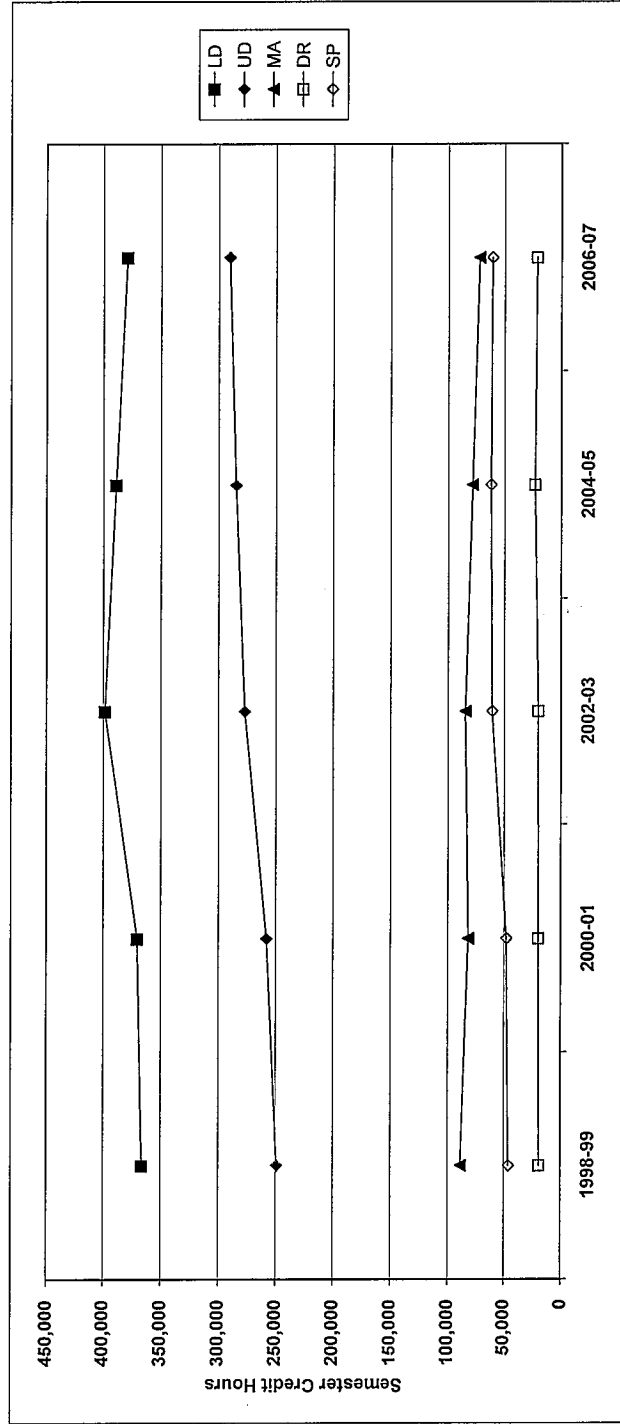
(Funding for Physical Plant and Utilities)

Annual funding equals the Coordinating Board's space standard in E&G square feet times **\$6.19**/square foot

University of Houston Base Period Semester Credit Hour Trends

	<u>1998-99</u>	<u>2000-01</u>	<u>2002-03</u>	<u>2004-05</u>	<u>2006-07</u>	98-99 to 00-01	00-01 to 02-03	02-03 to 04-05	04-05 to 06-07	Eight-year Change 98-99 to 06-07
University of Houston Total										
Lower Division	366,272	370,011	398,242	388,791	378,939	1%	8%	-2%	-3%	3%
Upper Division	248,737	257,830	277,026	284,825	290,238	4%	7%	3%	2%	17%
Masters	88,212	81,576	84,365	78,095	72,011	-8%	3%	-7%	-8%	-18%
Doctoral	18,839	19,677	20,105	22,989	21,532	4%	2%	14%	-6%	14%
Special Profesn'l	45,983	47,967	60,619	61,895	60,773	4%	26%	2%	-2%	32%
Total SCH	<u>768,043</u>	<u>777,061</u>	<u>840,357</u>	<u>836,595</u>	<u>823,493</u>	1%	8%	0%	-2%	7%

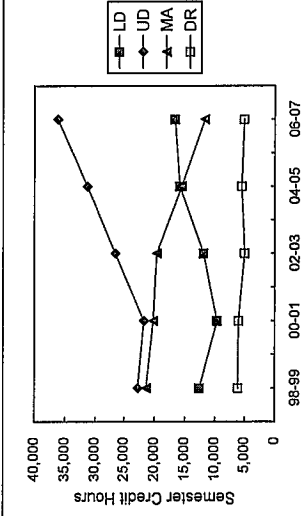
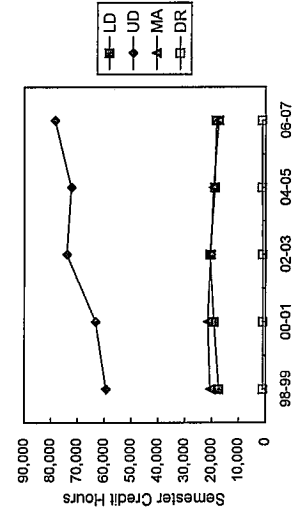
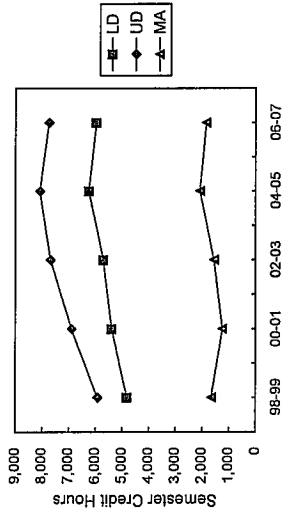
Trends from 1998-99 through 2006-07



University of Houston Base Period Semester Credit Hour Trends

	1998-99	2000-01	2002-03	2004-05	2006-07		Eight-year Change 98-99 to 06-07
Architecture							
Lower Division	4,824	5,392	5,707	6,251	5,981		24%
Upper Division	5,930	6,895	7,683	8,089	7,744		31%
Masters	1,654	1,240	1,560	2,088	1,841		11%
Doctoral							
Special Profesn'l							
Total SCH	12,408	13,527	14,950	16,428	15,566		25%
Business Administration							
Lower Division	17,382	19,137	20,511	18,712	18,236		5%
Upper Division	59,314	63,213	73,996	72,308	78,450		32%
Masters	20,593	21,408	20,294	19,295	17,382		-16%
Doctoral	929	927	909	1,149	1,185		28%
Special Profesn'l							
Total SCH	98,218	104,685	115,710	111,464	115,253		17%
Education							
Lower Division	12,580	9,615	11,864	15,847	16,641		32%
Upper Division	22,740	21,766	26,507	31,315	36,146		59%
Masters	21,353	20,190	19,617	15,540	11,638		-45%
Doctoral	6,109	6,008	5,009	5,491	5,047		-17%
Special Profesn'l							
Total SCH	62,782	57,579	62,997	68,193	69,472		11%

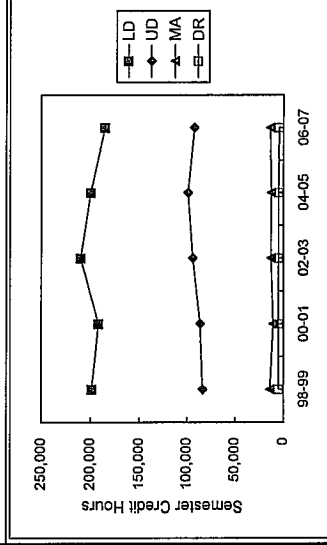
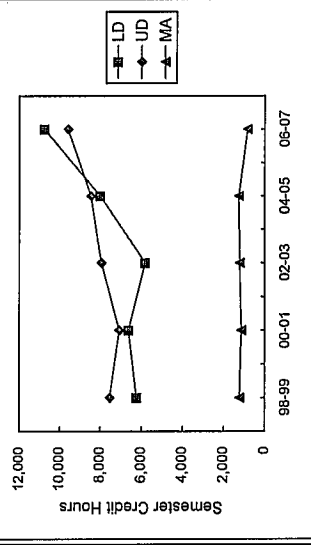
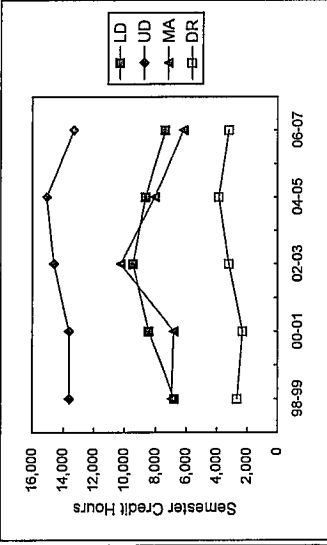
Trends from 1998-99 through 2006-07



University of Houston Base Period Semester Credit Hour Trends

	1998-99	2000-01	2002-03	2004-05	2006-07	98-99 to 00-01	00-01 to 02-03	02-03 to 04-05	04-05 to 06-07	Eight-Year Change 98-99 to 06-07
Engineering										
Lower Division	6,787	8,419	9,450	8,633	7,402	24%	12%	-9%	-14%	9%
Upper Division	13,628	13,627	14,594	15,060	13,318	0%	7%	3%	-12%	-2%
Masters	6,972	6,839	10,257	8,077	6,204	-2%	50%	-21%	-23%	-11%
Doctoral	2,676	2,325	3,202	3,862	3,202	-13%	38%	21%	-17%	20%
Special Profesn'l										
Total SCH	30,063	31,210	37,503	35,632	30,126	4%	20%	-5%	-15%	0%
Hotel & Restaurant Management										
Lower Division	6,234	6,617	5,812	8,009	10,758	6%	-12%	38%	34%	73%
Upper Division	7,533	7,067	7,950	8,453	9,576	-6%	12%	6%	13%	27%
Masters	1,237	1,143	1,218	1,257	850	-8%	7%	3%	-32%	-31%
Doctoral										
Special Profesn'l										
Total SCH	15,004	14,827	14,980	17,719	21,184	-1%	1%	18%	20%	41%
College of Liberal Arts and Social Sciences										
Lower Division	198,765	192,011	209,992	199,728	185,308	-3%	9%	-5%	-7%	-7%
Upper Division	83,609	86,147	94,321	99,151	92,532	3%	9%	5%	-7%	11%
Masters	13,625	10,452	12,723	12,311	13,326	-23%	22%	-3%	8%	-2%
Doctoral	4,928	4,863	4,794	4,829	4,406	-1%	-1%	1%	-9%	-11%
Special Profesn'l										
Total SCH	300,927	293,473	321,830	316,019	295,572	-2%	10%	-2%	-6%	-2%

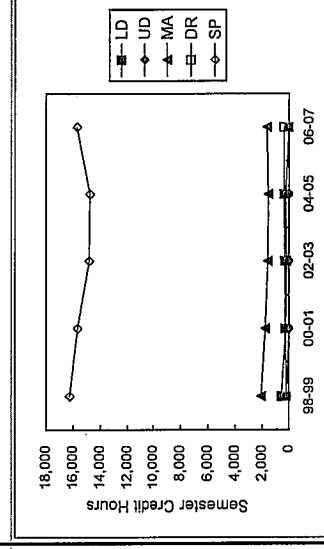
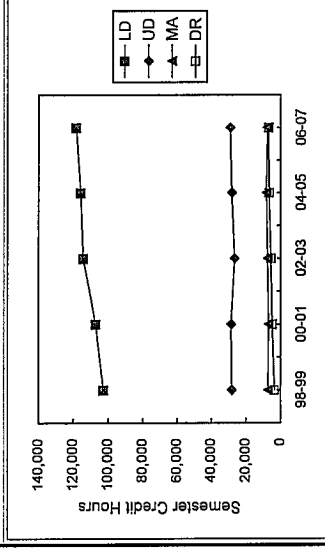
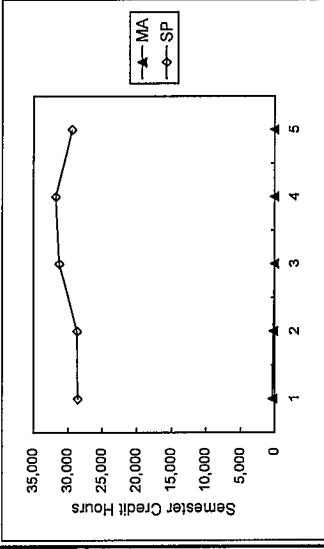
Trends from 1998-99 through 2006-07



University of Houston Base Period Semester Credit Hour Trends

	<u>1998-99</u>	<u>2000-01</u>	<u>2002-03</u>	<u>2004-05</u>	<u>2006-07</u>					
						98-99 to 00-01	00-01 to 02-03	02-03 to 04-05	04-05 to 06-07	Eight-year Change 98-99 to 06-07
Law										
Lower Division										
Upper Division										
Masters	330	195	4	0	0	-41%	-98%	-100%	0%	-100%
Doctoral										
Special Profesn'l	28,573	28,661	31,258	31,774	29,404	0%	9%	2%	-7%	3%
Total SCH	28,903	28,856	31,262	31,774	29,404	0%	8%	2%	-7%	2%
Natural Sciences and Mathematics										
Lower Division	102,605	107,076	114,246	115,717	118,337	4%	7%	1%	2%	15%
Upper Division	28,191	28,538	26,529	28,233	29,238	1%	-7%	6%	4%	4%
Masters	7,131	6,863	7,416	8,199	7,830	-4%	8%	11%	-5%	10%
Doctoral	3,600	4,763	5,461	6,701	6,760	32%	15%	23%	1%	88%
Special Profesn'l										
Total SCH	141,527	147,240	153,652	158,850	162,165	4%	4%	3%	2%	15%
Optometry										
Lower Division	570	246	159	261	0	-57%	-35%	64%	-100%	-100%
Upper Division	177	1	0	0	1	-99%	-100%	0%	0%	-99%
Masters	2,076	1,768	1,580	1,544	1,646	-15%	-11%	-2%	7%	-21%
Doctoral	193	271	310	379	366	40%	14%	22%	-3%	90%
Special Profesn'l	16,264	15,672	14,813	14,766	15,728	-4%	-5%	0%	7%	-3%
Total SCH	19,280	17,958	16,862	16,950	17,741	-7%	-6%	1%	5%	-8%

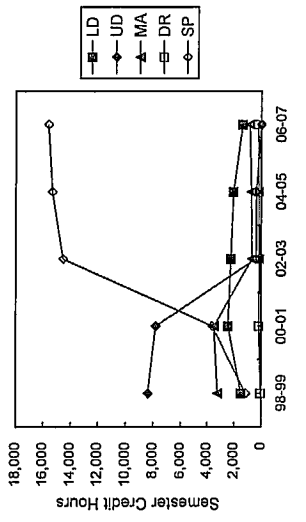
Trends from 1998-99 through 2006-07



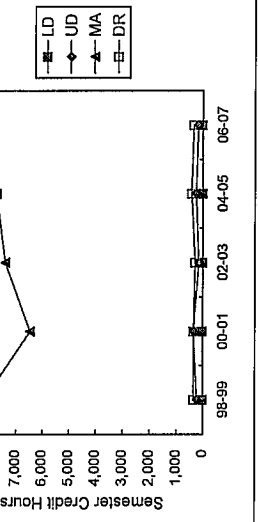
University of Houston Base Period Semester Credit Hour Trends

	<u>1998-99</u>	<u>2000-01</u>	<u>2002-03</u>	<u>2004-05</u>	<u>2006-07</u>	<u>98-99 to 00-01</u>	<u>00-01 to 02-03</u>	<u>02-03 to 04-05</u>	<u>04-05 to 06-07</u>	<u>Eight-year Change 98-99 to 06-07</u>
Pharmacy										
Lower Division	1,472	2,444	2,233	2,048	1,364	66%	-9%	-8%	-33%	-7%
Upper Division	8,374	7,813	340	345	0	-7%	-96%	1%	-100%	-100%
Masters	3,237	3,494	677	736	840	8%	-81%	9%	14%	-74%
Doctoral	51	173	136	154	215	239%	-21%	13%	40%	322%
Special Profesn'l	1,146	3,634	14,548	15,355	15,641	217%	300%	6%	2%	1265%
Total SCH	14,280	17,558	17,934	18,638	18,060	23%	2%	4%	-3%	26%
Social Work										
Lower Division	12	18	9	12	18	50%	-50%	33%	50%	50%
Upper Division	228	347	160	246	177	52%	-54%	54%	-28%	-22%
Masters	8,201	6,454	7,389	7,732	8,202	-21%	14%	5%	6%	0%
Doctoral	353	347	284	424	351	-2%	-18%	49%	-17%	-1%
Special Profesn'l										
Total SCH	8,794	7,166	7,842	8,414	8,748	-19%	9%	7%	4%	-1%
Technology										
Lower Division	14,353	19,036	18,259	13,573	14,894	33%	-4%	-26%	10%	4%
Upper Division	19,013	22,416	24,946	21,625	23,056	18%	11%	-13%	7%	21%
Masters	1,803	1,530	1,630	1,316	2,252	-15%	7%	-19%	71%	25%
Doctoral										
Special Profesn'l										
Total SCH	35,169	42,982	44,835	36,514	40,202	22%	4%	-19%	10%	14%

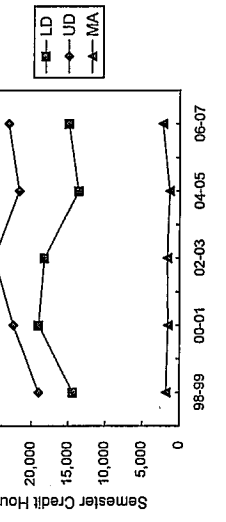
Trends from 1998-99 through 2006-07



Trends from 1998-99 through 2006-07



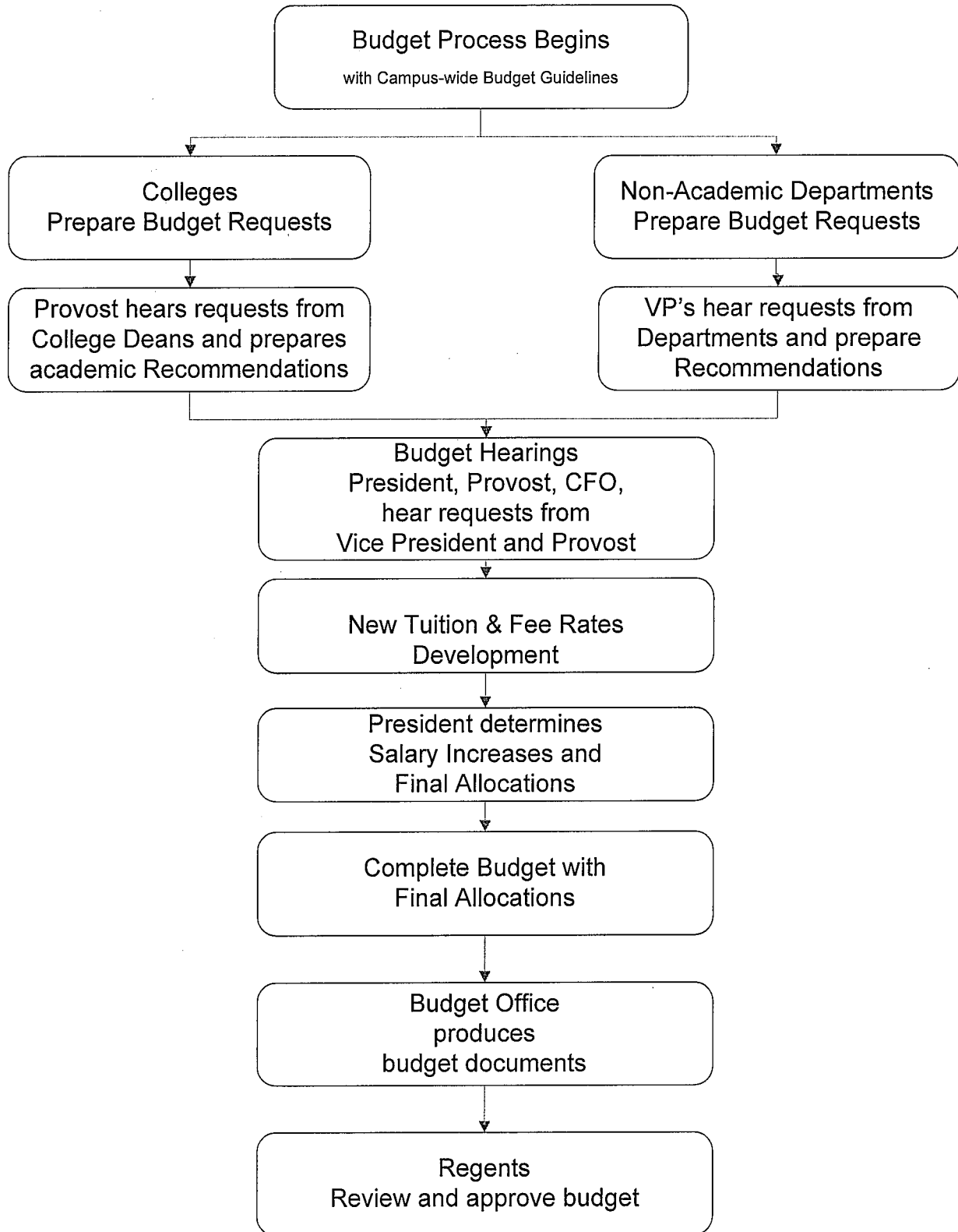
Trends from 1998-99 through 2006-07



Budget Development Process

University of Houston

FY2009 Operating Budget Process Flowchart



University of Houston FY2009 Plan and Budget

<u>Date</u>	<u>Event</u>	<u>Responsible Party</u>
3/17-3/20/2008	Budget Development Module (BDM) Training Classes	Budget Office
3/31/2008	College & division access to Budget System begins to enter budget detail within established guidelines	Colleges and Divisions
4/3/2008	Planning and Budgeting Guide (Red Book) distributed to colleges and divisions. On-line available 3/31/2008.	Budget Office
4/21/2008	Budget System update access closed to colleges & divisions	Colleges and Divisions
4/28/2008	Board Meeting to approve FY2009 Tuition and Fees	Chancellor, Presidents, Provost, CFO
7/25/2008	FY2009 plan and budget board agenda and presentation to BOR	Chancellor, Presidents, Provost, CFO
8/6/2008	BOR Committee meeting to consider FY2009 plan and budget	Chancellor, Presidents, Provost, CFO
8/21/2008	BOR meeting to consider FY2009 plan and budget	Chancellor, Presidents, Provost, CFO

The University of Houston
Operating Budget for the Fiscal Year 2009

Executive Overview

The annual budget preparation process includes estimating revenues and expenditures. This includes all Educational and General Funds (Group 1), Designated Funds (Group 2), Auxiliary Funds (Group 3), and Restricted Funds (Group 4 and 5). Budgets are developed at the detail (cost center) level for all funds, except Sponsored Programs (Group 5). Sponsored Program cost centers are estimated by the Research Division and reported at the college level.

The final product of this process will convey: How much money we have to spend; where we got the money; what we plan to do with it; and why we plan to spend it in the way we are proposing.

Each operating unit is responsible for developing its own budget request. The dean or vice president of each operating unit will prepare a budget request in accordance with these guidelines. This request will be presented to the provost (in the case of a college) or the vice president (in the case of an administrative unit). The provost and vice presidents will then present the budget request for their respective divisions to the president. Requests should be justified within the context of the institutional goals as articulated by the president. After all the requests have been presented, the president will determine the final allocation of funds for the budget, within the context of the university goals.

Units are responsible for entering their budget requests directly into the Budget Development Module (BDM). After the final allocations have been communicated to the colleges and divisions, adjustments will be made to BDM.

Other highlights of the FY09 Operating Budget are:

State mandated statutory tuition rates will be at \$50 per semester credit hour (SCH) for undergraduate resident students. Nonresident tuition will be \$331 per SCH. Tuition and fee increases for FY2009 will be submitted at the May 2008 Board of Regents meeting.

Requests for *new positions* may be included in the material provided to the Provost or President.

All budgets from non-central sources must include projections for *revenue*. This should be based on historical data with adjustments for new activities in the coming year. Be prepared to explain significant variances from this year's budget.

Do not budget large amounts in unallocated cost centers. Funds should be allocated within the specific colleges or divisions where they will be used. Prudent contingencies, where appropriate, are allowed but should be justifiable.

The University of Houston
Operating Budget for the Fiscal Year 2009

Budget Guidelines

Positions

All continuing positions should be included in the budget. Dollars budgeted for operating expenses should not normally be converted to positions during the course of the fiscal year. Likewise, positions should not be budgeted with a plan to lapse significant unused funds for other purposes.

It is not normally appropriate to fund continuing positions with temporary or one-time dollars.

Deans and vice presidents are encouraged to lapse unspent salary dollars at regular intervals throughout the year. These lapse funds should be reallocated to areas of the college or division to gain maximum benefit.

A. Positions not Filled

Budget dollars and FTE for positions not filled will be budgeted at the pool (node) level, not individual positions.

B. New Positions

Requests for new positions must be adequately justified and approved by the president. Only new positions approved through this process may be included in the budget.

Benefits

A. E&G Funds (Group 1) (with the exception of HEAF) - Benefits for E&G state cost centers will be budgeted centrally, not at the college/division level.

B. Local Funds and Sponsored Programs (Groups 2-5) – As a general rule, the benefit rate should be 32% of employees salaries. Specific calculations can be made based on benefit rates located in the appendices section.

E&G Fund Budgets

A. Budgeting Prior Year Balances

Unexpended balances in most state cost centers will be carried forward as fund equity at the beginning of the fiscal year. It is necessary for each college or division to budget the portion of this equity which will be necessary to fund the operations of the unit in the new fiscal year.

At the beginning of the fiscal year, carryforward budgets will be adjusted down if budgeted equity amount is greater than the equity balance available at the beginning of the fiscal year. Carryforward dollars should be requested for new program start-up costs, equipment, professional development and other one-time uses. *Carryforward dollars cannot be used to fund core operations or continuing positions.*

B. Premium Tuition

Estimates for Premium Tuition—for the colleges of Law, Optometry, and Pharmacy—will be based on enrollment projections from Enrollment Services. Premium tuition expenditure is budgeted in the respective colleges during the budget process. The assignment of a unique local fund code is pending.

The budget office will monitor the revenue realized in the cost center throughout the year. If necessary, the budget office will recommend a modification to the premium tuition budgets to more closely match the budget with the realized revenue.

Local Funds Budget

The total budget, including the number of staff positions and the size of the maintenance and operation budgets, will be based on need, current projected income, and fund balance available at the start of the fiscal year.

A. Fund Equity

Fund equity balances remain in their respective cost centers. Year-end budget balances available (BBA's) in non-state cost centers are *not* brought forward at the beginning of the fiscal year. It will be necessary to budget the portion of the unbudgeted fund equity if it will be relied upon to fund the operations of the unit.

At the beginning of the fiscal year, carryforward budgets will be adjusted down if budgeted equity amount is greater than the equity balance available at the beginning of the fiscal year.

B. Revenue

Each Designated and Auxiliary Enterprise unit is responsible for providing revenue estimates based on program activity and rate structure. At the end of the fiscal year, actual expenses may not exceed actual revenue plus fund balance. Each college is responsible for monitoring the revenue realized in their cost centers throughout the year. The budgets should be reduced by the department at any point during the year at which the full recognition of the revenue is doubtful.

The use of Technology Fee revenue is split between Information Technology and the academic units. Information Technology provides revenue estimates and expenditure allocations each year. These allocations are communicated through the budget office. The departments are responsible for budgeting their allocated technology fee.

The use of Indirect Cost (IDC) recovery revenues is split between Research and the academic units. Revenue estimates and expenditure allocations are provided each year by Research. These allocations are communicated through the budget office. The departments are responsible for budgeting their allocated IDC.

Estimated endowment income distribution is calculated by Treasury and is located in the appendices section of this book. It is the responsibility of the college/division to budget this investment income from column labeled "Est. FY08 income".

C. Course-Based Funding (Fees and Differential Designated Tuition)

Incidental fees, Laboratory fees and Differential Designated Tuition are estimated by colleges and departments, and budgeted during the budget process by the department. Revenues will be monitored by the budget office, but it is the responsibility of the college or department to adjust revenue and expense budgets in the event that the full estimated amount will not be realized or if additional revenue is generated. These fees are approved by the Board of Regents and are intended to support specific courses or activities. Incidental Fee Revenue must not be combined with revenue from other cost centers.

Reminder - any salaries paid from incidental fees must also have employee benefits budgeted (see benefits section above).

D. Encumbrances

Encumbrances and their budgets, if available, will be carried forward automatically at the beginning of the fiscal year.

E. Utilities

Budget an amount for utility costs based on anticipated usage and rate estimates that reflect the projected utility cost increases.

F. Auxiliary Administrative Charges

The activities classified as auxiliary are self-supporting. As such, the price of goods and services are set at a level to cover ordinary operating expenses.

Auxiliary activities consume certain services that are provided by the administrative areas. Therefore it is appropriate that auxiliary activities share a proportional amount of the administrative costs. This proportional cost is assessed based on actual expenditures less the cost of goods sold. The charge applies to all auxiliary cost centers and is assessed at the end of each month throughout the year.

The FY09 budget should be based on the rate of 3.8 percent (which is a decrease of 0.1% from FY08 budget) with an estimate included in the expenditure budgets for all auxiliary cost centers.

Sponsored Programs

Units supported by these funds are allowed to spend as revenue is recorded. Sponsored Project cost centers are budgeted for the life of the award and do not necessarily coincide with the University fiscal year. Operating units are responsible for cost centers within their areas and will ensure spending within estimated revenue.

The Research Division will assist in estimating the expenditures and balances available for FY09.

University of Houston

Information Technology Department

The Information Technology (IT) Department is a service and support organization dedicated to providing technology products and services to the University of Houston and its affiliates. Some of our services are funded through cost recovery.

Network and Telecommunication Services

IT recovers some of the cost of network and telecommunication services via the Network Service Center. IT has worked hard to control the cost of service and **will not increase rates in Fiscal Year 2009**. This is the **sixth year we held most rates steady** and follows two years in which we decreased some rates. Please see some examples below of our cost reduction efforts, which have enabled us to hold steady and in some cases reduce rates. **Increasing cost pressures** and the long period without rate increases make more **probable some rate increases in FY 2010**.

UH's Rolm telecommunications system is aging. To address this while also leveraging lower cost technologies, IT launched an **operational pilot** for Voice Over Internet Protocol (VOIP). The **VOIP operational pilot continues in FY2009**, at which time campus **customers will be charged at the single-line rate of \$21** per month, effective September 1, 2008. VOIP service will remain an operational pilot insofar as not all campus buildings can currently support it. Implementation will remain phased and incremental. Long term, IT's goal is to provision VOIP throughout the campus.

Cost Reduction

In FY2008, we standardized rates for telephone services at \$21 for single-line service and \$47.25 for multi-line service. As part of this initiative, we **reduced the cost of higher priced multi-line telephones** to the new rate.

Each year, we engage a telecommunication **auditing firm to review UH's rate plans** with AT&T and other providers. FY2008 cost avoidance was \$92,000. In addition, we conducted a **port consolidation** project to avoid purchasing additional hardware. We continue to experience **cost pressures**, examples of which we discuss below.

We actively investigate opportunities for infrastructure cost savings by **adopting new technologies**. We will update the campus community as we realize savings.

Cost Pressures

Components of UH's telecommunications infrastructure are aging, and **maintenance costs** increase each year.

Commodity price increases, such as copper for cabling and fuel, affect costs throughout the campus including to the Network Service Center.

Staff salaries must keep pace with the economy, the campus, and the market, which is driven by demands from increasingly sophisticated technology.

Other **services**, such as IT's role in maintaining **campus security cameras**, contribute to **cost pressures** as well.

IT Verification of Telecommunication Usage Reports

Information Technology will **assist departments in reviewing** their monthly Telecommunication Usage Reports. We can help you identify where alternatives and potential cost savings may exist. If you would like one of our analysts to meet with you, please contact IT Communication Services at x3-1111.

For more **information on our products and services**, visit our product guide at:
https://www.cts.uh.edu/WorkRequest/wo_ctsproductguide.htm

The University of Houston
Operating Budget for the Fiscal year 2009

Budget Principles

The development of the Fiscal year 2009 (FY09) operating budget will be based on the following budget principles:

Planning Driven Budgeting. The allocation of resources is driven by the priorities and initiatives defined in the planning process.

Realism. Recommended budgets for ongoing operations reflect current levels of actual income and expenditures. Budgets should accurately reflect the pool from which the expenditures are expected to occur. Recommended budgets are developed from base budgets with a check on current performance.

Unbiased Forecasts. Income projections are maximum likelihood estimates. They reflect neither an upward nor downward bias.

Full Disclosure. All revenue sources are budgeted. Prior year balances in support of current year expenditures are budgeted. All sources of funds supporting expenditures are included in budgeted income estimates.

Uses of available funds include all budgeted expenditures and transfers. Expense budgets should be established for those funds that are expected to be used. Conversely, funds cannot be spent or transferred unless they are budgeted.

Balance. Budgeted sources of funds available are equal to budgeted uses of funds.

Prudent Fund Balances. Prudent and reasonable fund balances remain unbudgeted.

Year to Year Comparability. Changes in income and expenditures from one fiscal year to another reflect only substantive changes in funds available and expenditures. Year to year changes in income and expenditures do not result from changes in accounting conventions, organizational changes, creation or consolidation of cost centers, or shifts in income and expenditure classifications.

Compatibility. Budget reporting practices and conventions agree with generally accepted accounting principles. Budgeted income and expenditures are reported to correspond with actual income and expenditures.

University of Houston Merit Increase Guidelines for Staff Employees

General

Should the University receive sufficient appropriations to allow for merit salary increases to staff employees, the following guidelines will be implemented:

To be eligible for a merit increase, an employee must have a current staff performance appraisal on file establishing a record of job performance.

To be eligible for a merit increase, the staff employee must be classified as benefits-eligible.

Additional merit guidelines and information will be distributed once the criteria have been finalized.

The institution may establish a merit increase budget (pool) based on the availability of funds. Information on the merit pool, if any, will be provided to college and division administrators during the annual budget cycle.

Staff merit increases will be effective September 1.

Definitions

Benefits-eligible staff employee: An employee who is hired to work at least 20 hours per week for a period of at least four and one-half months. Excluded from this definition are students employed in positions that require student status as a condition of employment (both monthly and hourly paid students) and individuals employed in faculty (both teaching and research) positions. Teaching Fellows, Teaching Assistants, Graduate Assistants and Research Assistants are not considered benefits-eligible staff employees.

Merit increase: A pay increase granted in recognition of an employee's individual performance level and based upon documented performance criteria.

Merit increase budget: The budget amount, determined by the administration, that is authorized for merit increases during the budget preparation.

Basic Eligibility Criteria

Individuals must be benefits-eligible staff and must have been hired at least six (6) months prior to the effective date of the merit increase program, or on or before March 1. Non-benefits eligible staff are not eligible to receive a merit increase.

Employees must have a current PCD (within the current fiscal year) on file in Human Resources with a rating of "Meets Expectations" or "Exceeds Expectations."

Employees with current pay rates over their respective pay range maximums are not eligible for merit pay increases to base pay. Likewise, no merit increase will be approved that results in an employee's new pay rate exceeding the pay range maximum.

Employees who have received a pay adjustment equal to or greater than 15% within six (6) months of the effective date of the merit increase program, on or after March 1, are not eligible to receive a merit increase.

No merit increase will be approved if the employee is indebted to the University under MAPP 5.03.01 Employee Financial Responsibility. Employees who clear their debt within 90 days of the official merit program date (September 1 to December 1), will be eligible for the increase on the first day of the next pay period following the date Human Resources is notified of the payment. This increase will not be retroactive. Employees who do not clear their debt by December 1 will not receive an increase this fiscal year.

Additional merit guidelines and information will be distributed once the criteria have been finalized.

Final merit increase guidelines for staff employees are subject to revision by Human Resources and/or the University President.

Responsibilities

The President, Provost, Vice Presidents, Deans, Chairs, Principal Investigators or Directors may recommend merit increases for benefits-eligible staff employees consistent with these merit increase guidelines.

The Research Division will review individual recommendations for ledger 5 and ledger 1 project accounts to ensure availability of funding that will allow pay adjustment by the sponsoring agency. Research Division approval must be obtained before forwarding recommendations to the Division Vice President for approval.

Following approval by the Division Vice President, Human Resources will review the merit increase recommendations for compliance with merit increase guidelines, and ensure that equity across the university is preserved.

Proposed merit increases should not be communicated to staff employees until all appropriate approvals have been obtained and reviewed by Human Resources.

Questions concerning budget issues should be directed to the Budget Office (Margie Hattenbach 3-0655) or to the appropriate college or division business administrator. Compensation-related questions should be directed to the compensation section of Human Resources (Sara Chelette 3-5769).

University of Houston
Across the Board Increase Guidelines for Staff Employees

General

Should the University receive sufficient appropriations to allow for across the board or cost of living salary increases to staff employees, the following guidelines will be implemented:

To be eligible for an across the board increase, the staff employee must be classified as benefits-eligible.

The institution may establish an across the board increase budget (pool) based on the availability of funds. Information on the across the board pool, if any, will be provided to college and division administrators during the annual budget cycle.

Staff across the board increases will be effective September 1.

Definitions

Benefits-eligible staff employee: An employee who is hired to work at least 20 hours per week for a period of at least four and one-half months. Excluded from this definition are students employed in positions that require student status as a condition of employment (both monthly and hourly paid students) and individuals employed in faculty (both teaching and research) positions. Teaching Fellows, Teaching Assistants, Graduate Assistants and Research Assistants are not considered benefits-eligible staff employees.

Across-the-board increase: A certain percentage or amount of pay increase designated to all employees or classifications of employees on the same date.

Basic Eligibility Criteria

Individuals must be continuously employed in a benefits-eligible staff position for at least six (6) months prior to the effective date of the across the board increase, or on or before March 1. Non-benefits eligible staff are not eligible to receive an across the board increase.

No increase will be approved if the employee is indebted to the University under MAPP 5.03.01 Employee Financial Responsibility. Employees who clear their debt within 90 days of the official merit program date (September 1 to December 1), will be eligible for the increase on the first day of the next pay period following the date Human Resources is notified of the payment. This increase will not be retroactive. Employees who do not clear their debt by December 1 will not receive an increase this fiscal year.

Responsibilities

Human Resources will identify the eligible employees and coordinate with the college and division administrators to ensure compliance with the guidelines.

Across the board increases should not be communicated to staff employees until reviewed by Human Resources.

Questions concerning budget issues should be directed to the Budget Office (Margie Hattenbach 3-0655) or to the appropriate college or division business administrator. Compensation-related questions should be directed to the compensation section of Human Resources (Sara Chelette 3-5769).

Budget Training



UNIVERSITY OF HOUSTON SYSTEM
UNIVERSITY OF HOUSTON

Office of Budget Administration and Analysis

Memorandum

TO: Division/College Administrators
FROM: Margie Hattenbach
DATE: March 13, 2008
SUBJECT: Training Schedule for Budget Development

Below is the proposed training schedule for FY09 Budget Development Module (BDM). Training will be by division/college; therefore it is preferable that all users in a division or college attend the same session. Training will be in UPB2 Room 224 with 19 available work stations. Let me know if the proposed training days conflict with any existing schedules.

- BDM training will be held at Schlumberger Building 2 in lab room 224.
- Morning classes will be from 9:00 – 12:00 and afternoon classes from 1:00-4:00.
- Training schedule is below.
- Training manual is unchanged from FY08 and is available on-line at <http://www.uh.edu/finance/Departments/Budget/BDM%20Training%20book.doc> . Please print copies for each BDM user to review and bring to assigned training classes.

Send a list with USERID, responsible departments and security level (view or update) for each division and college BDM user to Martha Tamez at metamez@central.uh.edu by Monday, February 25, 2008. Excel spreadsheets or word documents will be accepted.

Thank you.

BDM Training Schedule

Training Schedule

Monday, March 17, 2008	9 - 12	CLASS Admin & Finance, Education, Library,
Monday, March 17, 2008	1 - 4	Athletics
Tuesday, March 18, 2008	9 - 12	Information Technology, Engineering
Tuesday, March 18, 2008	1 - 4	Architecture, Business, Pharmacy, Law
Wednesday, March 19, 2008	9 - 12	Research, Technology, Academic Affairs
Wednesday, March 19, 2008	1 - 4	Hotel and Restaurant Management

DIVISION OF ADMINISTRATION & FINANCE

BUDGET OFFICE

Training
Training materials and schedules

Forms
Budget related forms

FY2007 Plan & Budget
Executive Plan & Budget

Prior Year Plan & Budget
Executive Plan & Budget

FY 2008 Planning & Budgeting Guide
Budget related documents and various references

Prior Year Planning & Budgeting Guide
Budget related documents and various references

Helpful Hints
Budget related Hints

Contact List
Budget Office contacts

Glossary
Glossary of commonly used budget terms



UNIVERSITY OF HOUSTON | UH-CLEAR LAKE | UH-DOWNTOWN | UH-VICTORIA
UH SYSTEM at CINCO RANCH | UH SYSTEM at SUGAR LAND | UH SYSTEM DISTANCE EDUCATION/CAMPUSNET
State of Texas | Compact with Texans | Statewide Search | Reporting Copyright Infringement | Privacy and Policies
©2004 University of Houston System | 4800 Calhoun, Houston, Texas 77004 | Contact UH System | Feedback

www.uh.edu/Finance/Departments/Budget

DIVISION OF ADMINISTRATION & FINANCE

BUDGET OFFICE

Home	Training	Forms	FY06 Plan & Budget	FY06 Guide	Helpful Hints	Contacts	Glossary
----------------------	--------------------------	-----------------------	--	----------------------------	-------------------------------	--------------------------	--------------------------

Training:

□ **Budget Module Overview**

[Budget Inquiry](#)

[Search by Revenue and Expense](#)

[Unit Screen](#)

[Search by Priority](#)

[Cost Center Summary](#)

[Position and Funding](#)

[Job Inquiry](#)

[Position Maintenance](#)

Last updated on 02/09/06
Comments to: METamez@central.uh.edu

--	--	--	--	--	--	--	--



UNIVERSITY OF HOUSTON | UH-CLEAR LAKE | UH-DOWNTOWN | UH-VICTORIA
 UH SYSTEM at CINCO RANCH | UH SYSTEM at SUGAR LAND | UH SYSTEM DISTANCE EDUCATION/CAMPUSNET
 State of Texas | Compact with Texans | Statewide Search | Reporting Copyright Infringement | Privacy and Policies
 ©2004 University of Houston System | 4800 Calhoun, Houston, Texas 77004 | Contact UH System | Feedback

www.uh.edu/Finance/Departments/Budget/BDM__overview.htm

DIVISION OF ADMINISTRATION & FINANCE

BUDGET OFFICE[Home](#) [Training](#) [Forms](#) [FY06 Plan & Budget](#) [FY06 Guide](#) [Helpful Hints](#) [Contacts](#) [Glossary](#)**▫ Training****Budget Development Module**[Budget Development Module Overview](#)[Frequently Asked Questions](#)[Budget Module Training Guide](#)**BUDGET**[Budget Journal Training](#)[Class Schedule](#)

Last updated on 02/16/06
Comments to: METamez@central.uh.edu



UNIVERSITY OF HOUSTON | UH-CLEAR LAKE | UH-DOWNTOWN | UH-VICTORIA
UH SYSTEM at CINCO RANCH | UH SYSTEM at SUGAR LAND | UH SYSTEM DISTANCE EDUCATION/CAMPUSNET
State of Texas | Compact with Texans | Statewide Search | Reporting Copyright Infringement | Privacy and Policies
©2004 University of Houston System | 4800 Calhoun, Houston, Texas 77004 | Contact UH System | Feedback

www.uh.edu/Finance/Departments/Budget/budget_training.htm

Appendices

University of Houston Mission and UH System Strategic Principles

UH Mission

The mission of the University of Houston is to discover and disseminate knowledge through the education of a diverse population of traditional and non-traditional students, and through research, artistic and scholarly endeavors, as it becomes the nation's premiere public university in an urban setting. In this role, the University of Houston applies its expertise to the challenges facing the local, state, national, and international communities, and it establishes and nurtures relationships with community organizations, government agencies, public schools, and the private sector to enhance the educational, economic, and cultural vitality of Houston and Texas.

UH System Strategic Principles

Along with the other UH System universities, the University of Houston pursues the following strategic principles established by the UH System Board of Regents:

Strategic Principle 1. The UH System universities will continue to strive for academic excellence in all undergraduate, graduate and professional programs, as well as in research and public service.

Strategic Principle 2. The universities of the UH System will continue to provide broad access to higher education opportunities in the upper Gulf Coast region and Texas.

Strategic Principle 3. The diversity of the UH System universities is a strength that distinguishes us among universities nationwide. Increasingly, the faculty, staff, administration and students of our universities will reflect the diversity of Houston.

Strategic Principle 4. The cornerstone of higher education is the creation and dissemination of new knowledge, through which the UH System universities will enrich the educational experience of students, enhance the cultural life of our constituents, and contribute to economic development.

Strategic Principle 5. Partnerships with business, industry, government, the community and alumni are critical to achieving institutional goals of excellence and ensuring the financial health of the UH System universities.

Strategic Principle 6. Faculty and staff constitute the most valuable assets of the UH System universities. As such they must have access to career opportunities that are competitive with those at other universities.

Strategic Principle 7. Partnerships among the UH System universities, public schools and community colleges are critical to increasing the college-going rates of Texas students to the national average.

Strategic Principle 8. The universities of the UH System will be accountable for student learning and for the effective use of resources.

GLOSSARY OF TERMS FOR THE OPERATING BUDGET

Academic Year	A nine-month period within a fiscal year beginning in September and ending in August and containing the academic sessions held during consecutive Fall and Spring terms.
Appropriation	Operating and capital outlay funds provided to the University of Houston for a fiscal year as appropriated by the State Legislature and signed by the Governor.
Approved Positions	The maximum annualized FTE that can be filled during the fiscal year. Positions are approved through the Legislative Appropriation Request process.
Auxiliary Enterprises	An activity that furnishes a service to students, faculty, or staff and charges a fee directly related to, but not necessarily equal to the cost of the service. They are essential elements in support of the educational program, and conceptually should be regarded as self-supporting.
Budget	Original Budget loaded: The original amount of budget approved during the budget development and allocation process. Original/Base Budget: The original budget plus or minus any permanent transfers or adjustments. Adjustment/Current Budget: The original budget plus or minus any temporary or one-time adjustments.
Budget Development Module	(BDM) Web-based budgeting tool.
Budget Journal	The document used to establish or modify the spending authority in a cost center.
Budget Balance Available (BBA)	The amount of budget that has not been spent or is not committed.
Budget Principles	The philosophy within which the operating and capital budgets are developed.
Budget Process	The activity that encompasses the submission of the biennial Legislative Appropriation Request, the Appropriations Act, the allocations of funds at the University level by the President, and the University Operating Budget. Allocations are determined by the university mission, size, organization, economic factors and Texas law.
Budgeted	Refers to planned level of expenditures, performance, or number of positions for a particular fiscal year.
Biennium	A two-year period. In Texas, as used in fiscal terms, this is the two-year period beginning on September 1 and ending on August 31 of odd-numbered years, for which general state Appropriations are made. A biennium is identified by the two-fiscal years of which it consists, e.g., 2008-2009 biennium.
Capital Budget	That portion of the budget that is expended for capital construction projects or capital acquisitions.
Capital Equipment	A basic expenditure category represented in the university operating budget, which details the cost of equipment with a life expectancy of more than one year and a cost of \$5,000 or more.
Cost Center Budget	The spending authority established for an activity. The budget does not affect fund equity or cash. A cost center may have a budget balance available (BBA) but be considered in deficit, if actual expenditures exceed realized revenue. A BBA is only meaningful if the revenue budget is fully supported by cash in the general ledger.

Education and General (E&G) Funds	The general activities supported primarily by State Funds to provide services and programs throughout the University, including instructional programs leading to formal degrees, research and public service.
Encumbrance	A financial transaction which reserves funds for a specific purpose.
Estimated	Refers to estimated revenues and expenditures for the current fiscal year. Because these numbers are developed later in the fiscal year, they are considered to be more accurate than budgeted numbers.
Expended	Refers to actual dollars or positions utilized during a completed fiscal year.
Expenditure	A financial transaction which records the cost of operations.
Fiscal Year	A twelve-month period of time beginning in September of one calendar year and ending August 31 of the next calendar year, and specified by the calendar year in which the fiscal year ends, e.g. September 2008 through August 2009 is fiscal year 2009.
Full Time Equivalent (FTE) Positions	<p>A unit of measure that represents the average number of state personnel working 40 hours a week. A nine-month faculty position (the academic year) is equal to an annual .75 FTE. A University Support Personnel or Administrative and Professional position for twelve months equal is to 1.0 FTE. Includes all faculty positions, full time exempt positions, full time classified positions, and full time hourly and seasonal positions. In addition, it includes those positions which are not full-time regular positions, but are converted to full-time equivalents.</p> <p>Term FTE: The Full Time equivalent which should be reported on the Personnel Action Request (PAR) for the duration of the assignment. It is equal to the standard hours per week divided by forty.</p> <p>Annualized FTE: Equal to the Term FTE times the duration of the assignment. The duration of the Fall or Spring semester is 4.5 months/12 months which equals 0.375. The duration of the three month summer is 3 months/12 months which equals 0.25. The Annualized FTE is the calculated amount which is reported to the State on a quarterly basis.</p>
Full Time Equivalent (FTE) Students	A workload measure based on credit hours generated for each term divided by the appropriate undergraduate or graduate divisor. The divisor (one FTE) is equivalent to 15 credit hours at the undergraduate level or to 12 credit hours at the masters level or special professional level, and to 9 credit hours at the doctoral level.
Fund Equity	The difference between realized revenue and actual expenditures, net of any other fund additions or deductions. The fund equity is not affected by the budget or encumbrances.
General Revenue Funds	State funds appropriated to the University and which are used for operating funds.
Higher Education Assistance Funds (HEAF)	Special appropriations for eligible institutions of higher education to be used for acquisition of land, permanent improvements, construction and equipping of buildings, major repair or rehabilitation of buildings, and the acquisition of capital equipment, library books and library material.
Legislative Appropriation Request (LAR)	The method of submission by each state agency as a biennial budget request to the Legislative Budget Board in the year preceding the convening of the Legislature.
Legislative Budget Board (LBB)	The Texas Legislative Budget Board (LBB) is a permanent, joint committee of the Texas Legislature that develops recommendations for legislative appropriations for all agencies of state government.

Local E &G Funds	Dollars collected from students by the University, remitted to the state treasury and then reallocated to the University for expenditures on Education and General activities. Students' tuition and matriculation fees make up the largest portion of these funds.
Local Funds / Institutional Funds	Funds that belong to entities of the University that are maintained in local banks rather than the State Treasury. Some student fees, Designated Tuition, time deposits, sales and services make up the largest portion of these funds.
Maintenance and Operations	A basic expenditure category represented in the university operating budget, which details the cost of postage, telephones, travel, consumable supplies, and non-capital equipment.
Operating Budget	An expenditure plan developed by a university for each fiscal year. The plan must conform to the annual allocation/appropriation and indicate estimated expenditures for the year by expenditure category.
Personnel Action Request (PAR)	The form used to initiate an employee change usually resulting in a payroll action.
Position Request (PR)	The form used to create a new position or change an existing one, frequently resulting in a budget action.
Project Year	A twelve-month period beginning in the first month a project cost center is established. A project year may not coincide with the university's fiscal year.
Recommended Budget	Refers to dollar amount or number of FTE positions recommended by the institution for the subsequent fiscal year.
Requested	Refers to the dollar amount or number of FTE positions sought by a college or division for use during the subsequent fiscal year.
Revenue	Financial transaction, which records new funds received by the institution.
Salaries & Benefits	A basic expenditure category represented in the university operating budget, which details funds to pay faculty and salaried employees.
Salary Rate	An individual's total annual rate of pay, excluding benefits.
Wages	A basic expenditure category represented in the university organizational budget, which details the cost of temporary employment such as Student Assistants, Graduate Assistants, Consultants, and Faculty Adjuncts.
Workflow	Order in which specific work is performed; in PeopleSoft, a background process that creates a list of administrative actions based on the user's criteria and specifies the procedure associated with each action.

Additional Terms and definitions please visit:
<http://www.uh.edu/finance/Glossary.htm>

Full-Time Equivalent Analysis and Definitions

Full-Time Positions

With regard to full-time position, FTE should exceed 1.0 only when the additional responsibilities represent a true overload and not simply a reassignment. Chair responsibilities, for example, do not constitute an overload; neither do additional teaching responsibilities or special awards faculty. FTE overloads will be assigned only when a 1.0 FTE employee accepts additional responsibilities in another division.

Part-Time Positions

In general, all FTE will be assigned according to hours worked per week, with 40 hours equal to 1.0 FTE (the state standard). Below are definitions to be followed regarding temporary faculty positions:

Lecturer (Category I)

Lecturers whose responsibilities are primarily instructional are assigned 0.20 FTE per 3 credit hour course (or eight hours per week).

Lecturer (Category II)

Lecturers whose responsibilities include instruction plus additional responsibilities are assigned 0.25 FTE per 3 credit hour course (or 10 hours per week).

Teaching Assistant/Teaching Fellow/Research Assistant

The standard assignment for these positions is 0.5 FTE (for 20 hours per week). This assignment will not be exceeded. The teaching fellows classification must be used for teachers of record.

Faculty Retiree

In accordance with the state's Voluntary Modification Plan, these positions are assigned 0.49 FTE.

Summer Instruction

Benefits-eligible faculty are assigned 0.5 FTE per 3 credit hour course (or 20 hours per week over a three-month period). Non-benefits-eligible faculty are assigned 0.2 FTE per 3 credit hour course (or eight hours per week over a three-month period).

Summer Research Faculty

Summer research faculty are assigned 1.0 FTE (for 40 hours per week over a three month period).

University of Houston
Standard Work Hours per Week for Part-time Faculty

Fall or Spring Semester

	<u>Semester Credit Hour Value of Courses Taught</u>	<u>Standard Work Hours per Week</u>	<u>Term FTE *</u>	<u>Annualized FTE **</u>
<u>Lecturer (Category I)</u>	1	2.7	0.07	0.03
	2	5.3	0.13	0.05
	3	8.0	0.20	0.08
	4	10.7	0.27	0.10
	5	13.3	0.33	0.13
	6	16.0	0.40	0.15
	7	18.7	0.47	0.18
	8	21.3	0.53	0.20
	9	24.0	0.60	0.23
	10	26.7	0.67	0.25
	11	29.3	0.73	0.28
	12	32.0	0.80	0.30
<u>Lecturer (Category II)</u>	1	3.3	0.08	0.03
	2	6.7	0.17	0.06
	3	10.0	0.25	0.09
	4	13.3	0.33	0.13
	5	16.7	0.42	0.16
	6	20.0	0.50	0.19
	7	23.3	0.58	0.22
	8	26.7	0.67	0.25
	9	30.0	0.75	0.28
	10	33.3	0.83	0.31
	11	36.7	0.92	0.34
	12	40.0	1.00	0.38

Summer (three months)

<u>Regular 9 Month Faculty</u>	1	6.7	0.17	0.04
	2	13.3	0.33	0.08
	3	20.0	0.50	0.13
	4	26.7	0.67	0.17
	5	33.3	0.83	0.21
	6	40.0	1.00	0.25
<u>Lecturer (Category I)</u>	1	2.7	0.07	0.02
	2	5.3	0.13	0.03
	3	8.0	0.20	0.05
	4	10.7	0.27	0.07
	5	13.3	0.33	0.08
	6	16.0	0.40	0.10
<u>Lecturer (Category II)</u>	1	3.3	0.08	0.02
	2	6.7	0.17	0.04
	3	10.0	0.25	0.06
	4	13.3	0.33	0.08
	5	16.7	0.42	0.10
	6	20.0	0.50	0.13
<u>Summer Research Faculty</u>		40.0	1.00	0.25
		20.0	0.50	0.13

* Term FTE is the Full Time Equivalent which should be reported on the Personnel Action Request (PAR) for the duration of the assignment. It is equal to the standard hours per week divided by forty.

** The annualized FTE is equal to the Term FTE times the duration of the assignment. The duration of the Fall or Spring semester is 4.5 months / 12 months which equals 0.375. The duration of the three month summer is 3 months / 12 months which equals 0.25. The Annualized FTE is the calculated amount which is reported to the State on a quarterly basis.

University of Houston
Employer Matching Rate for Estimated Benefit Cost

Fiscal Year 2008 and 2009 Retirement Plans:

TRS – 6.58% Employer Contribution
ORP – 6.58% Employer Contribution (if hired after 9/1/1995)
ORP – 8.5% Employer Contribution (if hired prior to 9/1/1995)

Fiscal Year 2007 Retirement Plans:

TRS – 6% Employer Contribution
ORP – 6% Employer Contribution (if hired after 9/1/1995)
ORP – 8.5% Employer Contribution (if hired prior to 9/1/1995)

Calendar Year 2008 Wage Base for FICA:

Social Security Tax – 6.2% up to \$102,000 maximum wage
Medicare Tax – 1.45% no wage maximum

Calendar Year 2007 Wage Base for FICA:

Social Security Tax – 6.2% up to \$97,500 maximum wage
Medicare Tax – 1.45% no wage maximum

**SKIP Health Premium Rates and Contributions *
Full-Time Employees
FY 2008**

<u>PLAN CODE</u>	<u>PLAN NAME</u>	<u>PREMIUM</u>	<u>STATE PAYS</u>	<u>SKIP PAYS</u>	<u>EMPLOYEE SKIP PAYS</u>
HI	Health Select of Texas				
	Below 150% of FPL				
	Member & Child(ren)	\$ 636.44	\$ 498.49	\$ 122.95	\$ 15.00
	Member & Family	\$ 1,048.50	\$ 704.52	\$ 122.95	\$ 221.03
	Above 150% of FPL				
	Member & Child(ren)	\$ 636.44	\$ 498.49	\$ 112.95	\$ 25.00
	Member & Family	\$ 1,048.50	\$ 704.52	112.95	\$ 231.03

**Health Premium Rates with State Contribution for Full-Time Employees (FTE) *
FY 2008**

<u>PLAN CODE</u>	<u>PLAN NAME</u>	<u>PREMIUM</u>	<u>STATE PAYS</u>	<u>MEMBER PAYS</u>
HI	Health Select of Texas			
	Member Only	\$ 360.54	\$ 360.54	\$ -
	Member & Spouse	\$ 772.60	\$ 566.57	\$ 206.03
	Member & Child(ren)	\$ 636.44	\$ 498.49	\$ 137.95
	Member & Family	\$ 1,048.50	\$ 704.52	\$ 343.98

**Health Premium Rates with State Contribution for Part-Time Employees
FY 2008**

<u>PLAN CODE</u>	<u>PLAN NAME</u>	<u>PREMIUM</u>	<u>STATE PAYS</u>	<u>MEMBER PAYS</u>
HI	Health Select of Texas			
	Member Only	\$ 360.54	\$ 180.28	\$ 180.26
	Member & Spouse	\$ 772.60	\$ 283.30	\$ 489.30
	Member & Child(ren)	\$ 636.44	\$ 249.26	\$ 387.18
	Member & Family	\$ 1,048.50	\$ 352.27	\$ 696.23

* FY 2009 rates are expected to be available during the summer 2008.

**University of Houston
Insurance Premiums
FY2008
For estimating FY2009 premiums**

Sum of Premium			
Campus	Department	Coverage	Total
UH System	Cinco Ranch	General Liability (Owners, Landlords & Tenants)	4,638.48
	Cinco Ranch Total		4,638.48
	President's Office	Auto (Excess)	1,975.53
		Auto (w/ PD)	1,410.97
	President's Office Total		3,386.50
	Special Events	Auto (Liab Only)	278.68
	Special Events Total		278.68
	Institutional	Crime (Systems)	58.38
		D&O	2,286.01
		Fee	3,769.08
		NFIP (Tentative)	10,744.00
		Property - Primary	50,893.79
	Institutional Total		67,751.25
UH System Total			76,054.91
University of Houston	Animal Care	Auto (w/ PD)	2,821.94
	Animal Care Total		2,821.94
	Arte Publico	Broadcasters/Publishers Liability	240.25
	Arte Publico Total		240.25
	Athletic Trainers	Medical Professional Clinics	878.66
		Student Professional	221.68
	Athletic Trainers Total		1,100.35
	Athletics	Auto (Excess)	25,681.88
		Auto (w/ PD)	18,342.64
		Blanket Accident	1,450.00
		Intercollegiate Sports	390,000.00
		Special Events (Deposit Premium)	40,000.00
	Athletics Total		475,474.52
	Biology & Biochem	Auto (Excess)	987.76
		Auto (w/ PD)	705.49
	Biology & Biochem Total		1,693.25
	Campus Rec	Auto (Liab Only)	278.68
		Medical Professional Clinics	750.00
	Campus Rec Total		1,028.68
	CAPS	Medical Professional Clinics	3,514.65
	CAPS Total		3,514.65
	Chartered School	Blanket Accident	725.00
	Chartered School Total		725.00
	Child Care	Blanket Accident	725.00
	Child Care Total		725.00
	Coastal Center	Auto (Liab Only)	278.68
		Auto (w/ PD)	705.49
	Coastal Center Total		984.16
	College of Engineering	Hull & Protection and Indemnity	4,360.00
	College of Engineering Total		4,360.00
	College of Law	Lawyers Professional Liability	10,605.58
	College of Law Total		10,605.58
	College of Optometry	Medical Professional Clinics	36,219.50
		Student Professional	3,391.77
	College of Optometry Total		39,611.27
	Communications Disorders	Medical Professional Clinics	1,653.09
	Communications Disorders Total		1,653.09
Daily Cougar	Broadcasters/Publishers Liability	1,816.98	
Daily Cougar Total		1,816.98	
Dietician	Student Professional	177.35	
Dietician Total		177.35	
Elect & Comp Engineering	Auto (w/ PD)	705.49	
Elect & Comp Engineering Total		705.49	

**University of Houston
Insurance Premiums
FY2008
For estimating FY2009 premiums**

Sum of Premium			
Campus	Department	Coverage	Total
University of Houston	Engineering	Auto (Excess)	1,975.53
		Auto (Liab Only)	557.35
	Engineering Total		2,532.88
	English	Auto (w/ PD)	1,410.97
	English Total		1,410.97
	Env. Safety	Auto (Liab Only)	557.35
	Env. Safety Total		557.35
	Fire Safety	Auto (Liab Only)	836.03
	Fire Safety Total		836.03
	Geoscience	Auto (w/ PD)	1,410.97
	Geoscience Total		1,410.97
	Health & Human Performance	Auto (w/ PD)	705.49
	Health & Human Performance Total		705.49
	Health Center	Attendant Care Liability	2,623.75
		Auto (w/ PD)	705.49
		Medical Professional Clinics	37,292.02
	Health Center Total		40,621.26
	Hotel Mgmt.	Auto (Liab Only)	278.68
	Hotel Mgmt. Total		278.68
	KUHF	Auto (w/ PD)	705.49
		Broadcasters/Publishers Liability	1,536.08
	KUHF Total		2,241.57
	KUHT	Auto (w/ PD)	1,410.97
		Broadcasters/Publishers Liability	4,015.52
	KUHT Total		5,426.49
	KUHT-TV	General Liability (Owners, Landlords & Tenants)	465.80
	KUHT-TV Total		465.80
	Law Library	Auto (Excess)	987.76
		Auto (w/ PD)	705.49
	Law Library Total		1,693.25
	Library	Auto (Liab Only)	278.68
	Library Total		278.68
	Military Science	Auto (Excess)	987.76
		Auto (w/ PD)	705.49
		Bond	100.00
	Military Science Total		1,793.25
	Optometry	Auto (w/ PD)	705.49
		General Liability (Owners, Landlords & Tenants)	157.41
	Optometry Total		862.90
	Parking & Trans	Auto (Liab Only)	278.68
	Parking & Trans Total		278.68
	Parking Enforcement	Auto (Liab Only)	1,393.38
	Parking Enforcement Total		1,393.38
	Pharmacy	Auto (w/ PD)	705.49
	Pharmacy Total		705.49
	Pharmacy - College of	Student Professional	5,475.60
	Pharmacy - College of Total		5,475.60
Plant Ops Pool	Auto (Liab Only)	278.68	
Plant Ops Pool Total		278.68	
Police Dept.	Auto (Liab Only)	5,294.86	
	Auto (w/ PD)	1,410.97	
Police Dept. Total		6,705.83	
Postal Services	Auto (Liab Only)	836.03	
	Auto (w/ PD)	705.49	
Postal Services Total		1,541.52	
Power Plant	Auto (Liab Only)	2,786.77	
	Auto (w/ PD)	705.49	

**University of Houston
Insurance Premiums
FY2008
For estimating FY2009 premiums**

Sum of Premium			
Campus	Department	Coverage	Total
University of Houston	Power Plant Total		3,492.26
	PP Building Maint.	Auto (Liab Only)	8,917.66
		Auto (w/ PD)	3,527.43
	PP Building Maint. Total		12,445.09
	PP Custodial	Auto (Liab Only)	278.68
	PP Custodial Total		278.68
	PP Grounds	Auto (Liab Only)	2,786.77
		Auto (w/ PD)	2,116.46
	PP Grounds Total		4,903.23
	PP Rec Stores	Auto (Liab Only)	278.68
	PP Rec Stores Total		278.68
	Printing Plant	Auto (w/ PD)	705.49
	Printing Plant Total		705.49
	Psychology	Student Professional	831.32
	Psychology Total		831.32
	Res. Life & Housing	Auto (Liab Only)	836.03
		Auto (w/ PD)	705.49
	Res. Life & Housing Total		1,541.52
	Small Business Development	General Liability (Owners, Landlords & Tenants)	3,703.72
	Small Business Development Total		3,703.72
	Social Work	Student Professional	2,438.53
	Social Work Total		2,438.53
	Speech Language Pathology	Student Professional	775.89
	Speech Language Pathology Total		775.89
	Spirit of Houston	Blanket Accident	5,831.00
	Spirit of Houston Total		5,831.00
	Student Publication	Auto (Liab Only)	278.68
	Student Publication Total		278.68
	Transitions Magazine	Broadcasters/Publishers Liability	17.25
	Transitions Magazine Total		17.25
	TSS Media Services	Auto (Liab Only)	278.68
	TSS Media Services Total		278.68
	University Center	Auto (Liab Only)	557.35
	University Center Total		557.35
	Yearbook	Broadcasters/Publishers Liability	245.25
	Yearbook Total		245.25
	Institutional	Broadcasters/Publishers Liability	20.25
		Business Travel Accident	19,011.00
		Crime (Systems)	5,329.60
		D&O	208,689.44
		Excess Property, Layer 1	177,182.86
Excess Property, Layer 2		164,058.20	
Fee		150,721.50	
Fine Arts		757.50	
Foreign Package		1,477.25	
General Liability (Owners, Landlords & Tenants)		19,159.82	
NFIP (Tentative)		240,338.00	
Property - Primary		1,656,449.42	
Special Crime		21,000.00	
Institutional Total		2,664,194.85	
University of Houston Total			3,327,529.75
Grand Total			3,403,584.66

**UNIVERSITY OF HOUSTON SYSTEM ENDOWMENT FUND
ESTIMATED FY08 INCOME DISTRIBUTION
FOR FY2009 BUDGET DEVELOPMENT**

	3 Year Average <u>Market Value</u>	Est. FY08 <u>IA Fee</u>	Est. FY08 <u>Income</u>	FY07 <u>Actual Income</u>	FY08-FY07 <u>Income Change</u>
<u>UNIVERSITY OF HOUSTON</u>					
ADMINISTRATION & FINANCE	67,317	1,010	3,366	3,136	230
ACADEMIC AFFAIRS	72,963,685	985,001	3,648,186	3,385,135	263,051
ARCHITECTURE	8,051,565	47,638	402,579	363,386	39,193
ATHLETICS	5,576,874	82,545	278,842	257,954	20,888
BAUER COLLEGE OF BUSINESS	56,364,456	403,222	2,818,227	2,592,686	225,541
COLLEGE OF LIBERAL ARTS & SOCIAL SCIENCES	62,323,120	858,114	3,116,163	2,703,549	412,614
EDUCATION	2,034,961	28,719	101,745	93,504	8,241
ENGINEERING	11,902,915	171,254	595,148	539,056	56,092
HONORS	6,332,245	90,903	316,610	293,338	23,272
HOTEL & RESTAURANT MANAGEMENT	4,137,101	59,955	206,859	190,231	16,628
LAW	1,761,649	16,333	88,082	81,083	6,999
LIBRARY	5,544,762	61,030	277,238	253,313	23,925
NATURAL SCIENCES & MATHEMATICS	8,466,204	49,245	423,310	395,779	27,531
OPTOMETRY	3,287,914	36,241	164,398	151,001	13,397
PHARMACY	1,270,439	13,822	63,522	55,778	7,744
PRESIDENT	666,451	9,997	33,322	31,135	2,187
RESEARCH	21,282,679	274,373	1,064,133	990,862	73,271
GRADUATE COLLEGE OF SOCIAL WORK	1,653,470	10,788	82,672	63,492	19,180
STUDENT AFFAIRS	747,328	11,209	37,367	34,788	2,579
TECHNOLOGY	846,811	9,346	42,340	39,064	3,276
INSTITUTIONAL	22,477,882	337,168	1,123,894	1,109,560	14,334
UH ENDOWED ALLOCATIONS	642,655	8,066	32,133	29,910	2,223
TOTAL UNIVERSITY OF HOUSTON	298,402,484	3,565,979	14,920,136	13,657,740	1,262,396
 <u>SYSTEM ADMINISTRATION</u>					
ACADEMIC AFFAIRS	1,363,569	20,277	68,178	63,519	4,659
UHSA ALLOCATIONS	65,967,306	916,231	3,298,366	3,067,880	230,486
INSTITUTIONAL	84,785,735	798,638	4,239,286	2,479,633	1,759,653
TOTAL SYSTEM ADMINISTRATION	152,116,610	1,735,146	7,605,830	5,611,032	1,994,798

University of Houston System
Estimated FY08 Endowment Income
For FY2009 Budget Development

	PEOPLE SOFT					3 Year	Est. FY08 IA Fee	Est. FY08 Income	FY07 Actual Income	FY08 -FY07 Income Change
	INCOME COST CENTER					Average				
	Sp Type	Fund	Dept	Prog	Proj	Market Value				
UNIVERSITY OF HOUSTON										
Farfel, Esther Faculty Awards	17063	4042	H0001	D1463	NA	243,768	3,657	12,188	11,356	832
UH Quasi	18264	2076	H0001	F0757	NA	422,683	6,340	21,134	19,779	1,355
SUBTOTAL PRESIDENT						666,451	9,997	33,322	31,135	2,187
Athletics Scholarships	12167	4028	H0002	H2386	NA	2,913,680	43,705	145,684	135,738	9,946
Greenwood, Howard Athletics	16857	4028	H0002	H2384	NA	160,341	2,405	8,017	7,470	547
Lewis, Guy Athletics Quasi	16865	4028	H0002	H2385	NA	95,625	1,434	4,781	4,472	309
Engel, Mel Athletics	10841	4028	H0002	H2387	NA	226,942	3,404	11,347	10,572	775
Cannata, Jack Athletics	16866	4028	H0002	H2388	NA	40,845	613	2,042	1,903	139
Stalsby, Gretta	16920	4028	H0002	H2382	NA	29,247	439	1,462	1,363	99
Fertitta, Tilman	16893	4028	H0002	H2389	NA	24,534	368	1,227	1,143	84
Athletic Football Facility Quasi	40760	4042	H0002	I2201	NA	466,808	7,002	23,340	21,747	1,593
Football Scholarship	13164	4028	H0002	H1048	NA	45,185	678	2,259	2,105	154
Basketball Scholarship	16612	4028	H0002	H1060	NA	45,387	681	2,269	2,114	155
Greenwood Women's Golf	10849	4028	H0002	H1058	NA	81,603	1,224	4,080	3,802	278
Men's Athletics	16911	4028	H0002	H1050	NA	6,383		319	296	23
Women's Athletics	16611	4028	H0002	H1056	NA	2,544		127	117	10
Wilson, Tom	17042	4028	H0002	H0420	NA	61,767	927	3,088	2,877	211
Hensley, Marilyn	10811	4028	H0002	H0408	NA	97,363	1,460	4,868	4,536	332
Ware, Andre	12162	4028	H0002	H1054	NA	16,739		837	776	61
Jones, C.C. Jr.	17035	4028	H0002	H0404	NA	107,992	1,620	5,400	5,031	369
Rauscher, Pierce, Refnes	17039	4028	H0002	H0414	NA	15,659	235	783	729	54
Spain, Ken	16794	4028	H0002	H1052	NA	49,891	748	2,495	2,324	171
Lorch, Howie & Jamie	17037	4028	H0002	H0410	NA	34,611	519	1,731	1,612	119
Stinson, Murray	17040	4028	H0002	H0416	NA	54,273	814	2,714	2,528	186
Smith, Bo & Josanna	16906	4028	H0002	H2390	NA	96,305	1,445	4,815	4,486	329
Taxi Squad	17041	4028	H0002	H0418	NA	61,300	920	3,065	2,856	209
Butler, George	17043	4028	H0002	H0422	NA	81,938	1,229	4,097	3,817	280
Crum, Jerry & Marge Scholarship	16907	4028	H0002	H2391	NA	17,536	263	877	817	60
Lyle, James	16908	4028	H0002	H2392	NA	35,652	535	1,783	1,661	122
Lilie Family-Baseball	16909	4028	H0002	H2393	NA	476,845	7,153	23,842	22,214	1,628
Yeoman, Bill Athletic	16910	4028	H0002	H2394	NA	12,188	183	609	551	58
Disney, Brian & Lisa Track Endow	37541	4028	H0002	H2828	NA	11,347	170	567	546	21
Woody Williams End Sch	39576	4028	H0002	H3502	NA	158,067	2,371	7,903	6,256	1,647
Marcia & J.W. Burns End Sch ⁽¹⁾	41187	4028	H0002	H2928	NA	48,277		2,414	1,495	919
SUBTOTAL ATHLETICS						5,576,874	82,545	278,842	257,954	20,888
M. D. Anderson Foundation	16965	4042	H0005	A1899	NA	5,596,412		279,821	257,934	21,887
Cullen Professorship	16959	4046	H0005	A1893	NA	25,838,621	387,579	1,291,931	1,203,728	88,203
UH Faculty Excell.	40827	4042	H0005	D3102	NA	2,308	35	115	108	7
Moore's Presidential Priorities	18407	2076	H0005	F0759	NA	24,615,040	369,226	1,230,752	1,151,858	78,894
York, Meredith & Miriam	16518	4028	H0006	H1735	NA	53,698	805	2,685	2,502	183
Adair, Wendy Scholarship	38382	4028	H0006	H9748	NA	4,827	72	241	238	3
Wells Fargo Scholars Community	37707	4028	H0006	H2835	NA	11,077	166	554	537	17
Nelson Esther Marion	17142	4028	H0213	H0568	NA	28,203	423	1,410	1,314	96
Lee, Albert	16375	4028	H0213	H1639	NA	158,461	2,377	7,923	7,382	541
Stadler, Robert & Esther	12090	4028	H0213	H1657	NA	130,107	1,952	6,505	6,061	444
LULAC	16507	4028	H0213	H1679	NA	80,006	1,200	4,000	3,727	273
Univ. Stud. Loan	40887	4028	H0213	H2912	NA	320,180	4,803	16,009	14,695	1,314
Franklin, Thomas & Richard Quasi	16372	4028	H0213	H1631	NA	4,413,452	66,202	220,673	205,607	15,066
Zimmer, Bill & Helen	16388	4028	H0213	H1719	NA	23,369	351	1,168	1,089	79
Jinnah, M. A.	40828	4028	H0213	H0810	NA	75,808	1,137	3,790	3,532	258
Breedlove, rote	40829	4028	H0213	H0976	NA	17,649		882	788	94
Computing Center	40830	4028	H0213	H0978	NA	1,635		82	76	6
Foley, Kathryn Quasi	16821	4028	H0213	H0996	NA	21,771	327	1,089	1,014	75
Fitzgerald, Ruth	16468	4028	H0213	H1540	NA	76,206	1,143	3,810	3,550	260
Edmonds Foundation -UH	16771	4028	H0213	H0782	NA	3,431,215	51,468	171,561	159,848	11,713
UH Student Excell.	10847	4028	H0213	H1006	NA	4,032	60	202	188	14
Perkins/Christie	16362	4028	H0213	H1608	NA	48,003	720	2,400	2,236	164
Dow Employees Schol	16363	4028	H0213	H1610	NA	936	14	47	44	3
Bohner, Roswell	16365	4028	H0213	H1614	NA	35,192	528	1,760	1,639	121
Perkins, Robert B	16364	4028	H0213	H1612	NA	44,296	664	2,215	2,064	151
Eichhorn, Patricia	16571	4028	H0213	H1550	NA	27,696	415	1,385	1,290	95
Monsignor George	13059	4028	H0213	H1552	NA	15,784	237	789	735	54
Alexander, Eric Philip	16519	4028	H0213	H1737	NA	90,241	1,354	4,512	3,264	1,248
Ryan, Julie Scholarship	16466	4028	H0213	H1534	NA	261,161	3,917	13,058	12,167	891
Helen Krause	16842	4028	H0213	H0510	NA	59,310	890	2,966	2,763	203

University of Houston System
Estimated FY08 Endowment Income
For FY2009 Budget Development

	PEOPLE SOFT					3 Year				
	INCOME COST CENTER					Average	Est. FY08	Est. FY08	FY07	FY08 -FY07
	Sp Tyne	Fund	Dept	Prog	Proj	Market Value	IA Fee	Income	Actual Income	Income Change
Herman Krause	14029	4028	H0213	H0512	NA	59,310	890	2,966	2,763	203
The Women's Club	12959	4028	H0213	H0500	NA	34,571	519	1,729	1,611	118
Elvira Dell Krause	16843	4028	H0213	H0516	NA	1,173,791	17,607	58,690	54,613	4,077
Rudy & Eliz Woerner Quasi	40831	4028	H0213	H0494	NA	38,801	582	1,940	1,808	132
Schiffick Endow	12176	4028	H0213	H0514	NA	30,007	450	1,500	1,398	102
Monaco Gifted & Talented En	40765	4028	H0213	H2522	NA	1,164,095	17,461	58,205	55,085	3,120
Mendenhall Fdn Pres. End	38542	4028	H0213	H1134	NA	27,956	419	1,398	1,302	96
Jesse H & M Gibbs Jones	38537	4028	H0213	H1514	NA	29,172		1,459	1,347	112
Bexar Cty Pharm Assoc Pres	38539	4028	H0213	H1462	NA	30,985	465	1,549	1,443	106
Phillip G Hoffman Presdntl	38538	4028	H0213	H1741	NA	28,445		1,422	1,313	109
James H Pickering Presdntl	38535	4028	H0213	H1743	NA	28,445		1,422	1,313	109
Celco & Martina Cuellar Pres.	38540	4028	H0213	H1466	NA	30,563	458	1,528	1,403	125
Petty Presidential Schol	38543	4028	H0213	H0398	NA	29,377	441	1,469	1,369	100
Lienhart Engines of Ingenuity	40890	4028	H0213	H1492	NA	118,767	1,781	5,938	5,189	749
Peck, Lora Presidential	38544	4028	H0213	H0396	NA	30,778	462	1,539	1,434	105
Gupta, Anant Presidential	38545	4028	H0213	H0392	NA	27,666	415	1,383	1,289	94
Houston Office Leasing Ass.	40891	4028	H0213	H1498	NA	19,188		959	887	72
Architectural Alumni Pres.	38546	4028	H0213	H0394	NA	28,708	431	1,435	1,337	98
Wilson Presidential	38541	4028	H0213	H1144	NA	37,855	568	1,893	1,756	137
Armistead Presidential	38534	4028	H0213	H2403	NA	34,141	512	1,707	1,591	116
Likhari Presidential	38536	4028	H0213	H2417	NA	30,616	459	1,531	1,426	105
Sarah & Geoffrey Scholarship	40892	4028	H0213	H2430	NA	3,985		199	184	15
Keeland, Burdette	38532	4028	H0213	H2427	NA	30,632	459	1,532	1,427	105
Cater, John & Margot	40893	4028	H0213	H2428	NA	91,667		4,583	4,297	286
Turner, Michelle & Dale Pres	38533	4028	H0213	H2462	NA	30,390	456	1,519	1,416	103
Shearne, Major Charles Pres	38528	4028	H0213	H2481	NA	27,880	418	1,394	1,299	95
Shearne, Major Charles Pres	38530	4028	H0213	H2483	NA	27,880	418	1,394	1,299	95
Shearne, Major Charles Pres	38529	4028	H0213	H2482	NA	27,880	418	1,394	1,299	95
Smith, June D.	40832	4028	H0213	H2461	NA	16,257	244	813	745	68
Mason, Lynn & Marcel	38531	4028	H0213	H2496	NA	33,176	498	1,659	1,538	121
Astronaut/Space Studies	40833	4028	H0213	H2513	NA	39,426		1,971	1,822	149
Smith, Arthur K.	40834	4042	H0213	D3103	NA	9,816	147	491	437	54
Strickland, Jerald	38526	4028	H0213	H2519	NA	41,105	617	2,055	1,912	143
Lerner, Jane & Ronald	38525	4028	H0213	H2518	NA	31,017	465	1,551	1,445	106
Kohler, Dave	40835	4042	H0213	E2201	NA	11,794	177	590	550	40
Passarelli Hurtado, Diana Jo	38524	4028	H0213	H2531	NA	32,019	480	1,601	1,491	110
Bell, Kate Pres.	38527	4028	H0213	H2517	NA	31,711	476	1,586	1,477	109
Soucek, William Czech Cultural	38523	4028	H0213	H2529	NA	103,905		5,195	4,796	399
Hart, David	27128	4028	H0213	H2553	NA	346,694		17,335	16,026	1,309
Butler, Dr. John	38515	4028	H0213	H9605	NA	41,110	617	2,055	1,915	140
Cemo Foundation, CLASS	38520	4028	H0213	H2577	NA	33,191	498	1,660	1,546	114
Cemo Foundation, Business	38521	4028	H0213	H2574	NA	33,191	498	1,660	1,546	114
Cemo Foundation, Business	38522	4028	H0213	H2575	NA	33,191	498	1,660	1,546	114
Maresh, Thelma Scholarship	38519	4028	H0213	H2576	NA	38,603	579	1,930	1,798	132
Dallas/Ft Worth Alumni PES	38517	4028	H0213	H2598	NA	31,350	470	1,568	1,441	127
Allen, James Quasi	31725	4028	H0213	H2623	NA	142,771	2,142	7,139	6,651	488
San Antonio Alumni PES	38516	4028	H0213	H2599	NA	37,925	569	1,896	1,767	129
San Antonio Alumni PES	38518	4028	H0213	H2600	NA	36,831	552	1,842	1,553	289
Yelderman, Pauline PES	38514	4028	H0213	H9716	NA	39,006	585	1,950	1,817	133
Hamilton, Elmer Schol.	33532	4028	H0213	H9719	NA	12,555	188	628	419	209
Watts, Karele Maresh PES	38512	4028	H0213	H9721	NA	34,004	510	1,700	1,584	116
Hopping, Dr. Desiree PES	38513	4028	H0213	H9735	NA	34,203	513	1,710	1,423	287
Fndn for Educ & Research in Visn.	38511	4028	H0213	H9736	NA	34,203	513	1,710	1,423	287
Smith, Elva PES	38510	4028	H0213	H9743	NA	27,903	419	1,395	908	487
Maresh, Harlan Renan	38507	4028	H0213	H9747	NA	33,585	504	1,679	1,565	114
Agrawal, Brij & Sunita PES	38509	4028	H0213	H9751	NA	34,589	519	1,729	1,611	118
Hamilton, Allie Scholarship	36870	4028	H0213	H9818	NA	11,321	170	566	545	21
Kripp, Robert PES Engnr	38508	4028	H0213	H9822	NA	33,497	502	1,675	1,599	76
Franklin & Virginia Law Sch End	40836	4028	H0213	H3501	NA	11,038	166	552	536	16
Canteen, Bus Svcs, Quasi End	41070	4028	H0213	H3492	NA	11,014	165	551	546	5
Barnes & Noble Sch Quasi End	41108	4028	H0213	H2921	NA	22,697		1,135	757	378
Greater Texas Foundation Schol Endow	41109	4028	H0213	H2922	NA	20,628		1,031	583	448
Gerald McElvy Scholarship Endowment	42053	4028	H0213	H9929	NA	21,069		1,053	238	815
GTF Brij & Sunita Agrawal End ⁽²⁾	41621	4028	H0213	H9953	NA	22,337		1,117	-	1,117
Jerri Lee Pledger Scholarship Endowment ⁽¹⁾⁽²⁾	41818	4028	H0213	H9961	NA	4,082		204	-	204
Alkek	40838	4042	H0436	C2201	NA	49,889	748	2,494	2,324	170
Cullen Graduate Scholarships	33982	4028	H0442	H1669	NA	1,297,499	19,462	64,875	60,446	4,429
Clemenger, Florence Quasi	38639	4028	H0442	H1504	NA	114,627	1,719	5,731	5,340	391
Huang, Diane PES	38640	4028	H0442	H9623	NA	62,271	934	3,114	2,816	298
Smith, Arthur & June Quasi	38641	4028	H0442	H9689	NA	68,250	1,024	3,413	3,013	400
Lietzow, Sharon Ley PEF	38642	4028	H0442	H9745	NA	71,820	1,077	3,591	2,310	1,281
Lietzow, Robert F. PEF	38643	4028	H0442	H9746	NA	35,925	539	1,796	1,101	695
Symons, Virginia Thompson PEF Eng	38638	4028	H0442	H9814	NA	54,921	824	2,746	2,645	101

University of Houston System											
Estimated FY08 Endowment Income											
For FY2009 Budget Development											
	PEOPLE SOFT					3 Year		Est. FY08 IA Fee	Est. FY08 Income	FY07 Actual Income	FY08 -FY07 Income Change
	INCOME COST CENTER					Average	Market Value				
	Sp Type	Fund	Dept	Prog	Proj						
Rizk, Fred Quasi ⁽¹⁾	20864	6051	H0650	H9046	NA	13,661	205	683	619	64	
Student Govt ⁽¹⁾	20903	6061	H0650	F9003	NA	51,413		2,571	2,349	222	
KUHT ⁽¹⁾	35704	6065	H0650	F9093	NA	492,220		24,611	29,634	(5,023)	
UH Facilities Excel. ⁽¹⁾	20794	6061	H0650	G9001	NA	1,157	17	58	52	6	
Rockwell Ctr for Ethics & Ldrshp ⁽¹⁾	35950	6061	H0650	D9784	NA	1,135	17	57	54	3	
GTF Ajay & Laxmi Aggarwal End ⁽¹⁾⁽²⁾	41605	6045	H0650	H9952	NA	22,337		1,117	-	1,117	
John S. Dunn Chair End ⁽¹⁾⁽²⁾	41895	6061	H0650	A9969	NA	333,500		16,675	-	16,675	
SUBTOTAL ACADEMIC AFFAIRS						72,963,685	985,001	3,648,186	3,385,135	263,051	
Detering, Carl & William	16525	4028	H0024	H1703	NA	56,655	850	2,833	2,639	194	
SICSA/Japan Shipbuilding	40756	4042	H0024	D3074	NA	1,209,587		60,479	55,749	4,730	
Japan Shipbuilding	14120	4042	H0024	A1334	NA	3,639,227		181,961	167,729	14,232	
Barnstone, Howard Lecture	17629	4042	H0024	A1332	NA	59,259	889	2,963	2,761	202	
CRSS/Aaron Farfel	10848	4028	H0024	H1038	NA	55,132	827	2,757	2,568	189	
Okumura, Roy	16899	4028	H0024	H1034	NA	17,394	261	870	810	60	
Architecture Alumni	17445	4042	H0024	D1161	NA	165,744	2,486	8,287	7,721	566	
Hines, Gerald	40757	4042	H0024	D1147	NA	2,443,654	36,655	122,183	105,994	16,189	
Herman, Ralph S. Scholarship	29174	4028	H0024	H2588	NA	59,536	893	2,977	2,796	181	
Johnson Philip Quasi	40758	4042	H0024	A2004	NA	170,637	2,560	8,532	7,191	1,341	
Bell, Larry Space Architecture	40759	4042	H0024	A2204	NA	136,177	2,043	6,809	6,558	251	
Spacehab End Sch-Chet Lee	38980	4028	H0024	H2858	NA	11,588	174	579	578	1	
David D. Red Scholarship Endowment	41095	4042	H0024	H2925	NA	10,314		516	292	224	
Powers Brown Architecture Scholarship Endow ⁽²⁾	41827	4028	H0024	H9963	NA	16,660		833	-	833	
SUBTOTAL ARCHITECTURE						8,051,565	47,638	402,579	363,386	39,193	
Wells Fargo	37168	4028	H0041	H0790	NA	160,134	2,402	8,007	7,460	547	
Duncan Professorship	16961	4042	H0041	A1895	NA	434,437	6,517	21,722	20,239	1,483	
Daniels, Howard	37165	4028	H0041	H0504	NA	321,371	4,821	16,069	14,365	1,704	
Laufman, Bill	16381	4028	H0041	H1653	NA	54,989	825	2,749	2,562	187	
Gunter, Thomas Robert	14145	4028	H0041	H1671	NA	20,402	306	1,020	950	70	
Hughes, Ruth	16914	4028	H0041	H0592	NA	392,254	5,884	19,613	14,943	4,670	
Arthur Andersen Professorship ⁽³⁾	17673	4042	H0041	A1420	NA	813,447	12,202	40,672	37,682	2,990	
Laufman Quasi	16381	4028	H0041	H1653	NA	27,854	418	1,393	1,298	95	
Hurley, Marvin Professorship	17676	4042	H0041	A1424	NA	476,551	7,148	23,828	22,201	1,627	
Houston Cash Mgmt Assoc.	17026	4028	H0041	H0872	NA	32,453	487	1,623	1,942	(319)	
KPMG/Peat Marwick	36262	4042	H0041	A1446	NA	484,092	7,261	24,205	22,552	1,653	
Ross, Billy D	37166	4028	H0041	H0880	NA	151,655	2,275	7,583	7,065	518	
Sloan, Everett	40761	4042	H0041	D3075	NA	20,164	302	1,008	939	69	
Conn Appliances ⁽³⁾	36260	4042	H0041	H0351	NA	218,797	3,282	10,940	10,193	747	
Federation of Houston Women	37169	4028	H0041	H0950	NA	48,006	720	2,400	2,236	164	
GPA Improvement	16789	4028	H0041	H0916	NA	27,436		1,372	1,265	107	
EMBA Teaching Excell	10785	4042	H0041	A1438	NA	39,241	589	1,962	1,828	134	
Delta Sigma Pi	12177	4028	H0041	H0546	NA	19,226	288	961	879	82	
Texas Exec Women	37167	4028	H0041	H0850	NA	76,233	1,143	3,812	3,551	261	
Furman, Larry Scholarship	16599	4028	H0041	H0982	NA	26,180	393	1,309	1,191	118	
Hispanic Bus Student Assoc	16795	4028	H0041	H0932	NA	15,463	232	773	731	42	
Payne, Wayne & Kathryn	13076	4042	H0041	D1175	NA	98,819	1,482	4,941	4,515	426	
Gordon, Harry	16614	4028	H0041	H1064	NA	307,092	4,606	15,355	14,306	1,049	
Houst Fdn Cont Ed	16761	4028	H0041	H1020	NA	74,921	1,124	3,746	3,490	256	
Bank of America	16787	4028	H0041	H1022	NA	102,024	1,530	5,101	4,753	348	
The Minute Maid Company Foundation	16616	4028	H0041	H1068	NA	217,771	3,267	10,889	10,145	744	
Jones, Jesse Quasi	16615	4028	H0041	H1066	NA	7,401,271	111,019	370,064	344,799	25,265	
Reese, Ken Professorship ⁽³⁾	17568	4042	H0041	A1432	NA	651,109		32,555	30,089	2,466	
Palmer, Marc	16684	4028	H0041	H1082	NA	88,883	1,333	4,444	4,141	303	
El Paso Energy	16685	4028	H0041	H1084	NA	88,236	1,324	4,412	4,110	302	
Lilie Family-Entrepreneur	13912	4042	H0041	A1434	NA	74,714	1,121	3,736	3,479	257	
KPMG Quasi	36262	4042	H0041	A1446	NA	37,780	567	1,889	1,760	129	
Eugene H Hughes Sch	16686	4028	H0041	H1090	NA	470,804		23,540	21,735	1,805	
Robert White Accountancy	33840	4028	H0041	H1094	NA	59,431	891	2,972	2,769	203	
Wolff, Cyvia & Melvin	17016	4028	H0041	H2396	NA	51,021		2,551	1,079	1,472	
JP Morgan Chase Professorship	17226	4042	H0041	A1932	NA	280,700	4,211	14,035	13,077	958	
Bauer, C.T.	40762	4051	H0041	A2205	NA	27,911,897		1,395,595	1,288,388	107,207	
Harcrow, Stephen	37164	4028	H0041	H1096	NA	13,422	201	671	625	46	
Smallman, William R.	26917	4028	H0041	H2537	NA	9,528	143	476	444	32	
Robinson, Jerome	40763	4042	H0041	D3076	NA	112,623	1,689	5,631	4,920	711	
Cook-Price, Elaine	27237	4028	H0041	H2556	NA	21,098	316	1,055	887	168	
Rodriguez, Robert	27303	4028	H0041	H2560	NA	11,986	180	599	558	41	
Bauer Family Frnd.	28120	4028	H0041	H9619	NA	274,724	4,121	13,736	12,797	939	
Quinones, Charles John Schol. ⁽¹⁾	32285	4028	H0041	H2627	NA	4,699	70	235	198	37	
Williamson, Kim & Bruce Schol.	32801	4028	H0041	H9696	NA	67,136	1,007	3,357	2,494	863	

University of Houston System											
Estimated FY08 Endowment Income											
For FY2009 Budget Development											
	PEOPLE SOFT					3 Year					
	INCOME COST CENTER					Average	Est. FY08	Est. FY08	FY07	FY08 -FY07	
	Sp Type	Fund	Dept	Prog	Proj	Market Value	IA Fee	Income	Actual Income	Income Change	
McMahan, Charles Chair	38461	4042	H0041	A9731	NA	1,105,801	16,587	55,290	41,099	14,191	
Kuriger, Richard Charles	34991	4028	H0041	H9752	NA	11,225	168	561	444	117	
McNabb, John	35120	4028	H0041	H9756	NA	21,496	322	1,075	1,229	(154)	
Countryman, Mark Scholarship ⁽¹⁾	35184	4028	H0041	H9757	NA	6,411	96	321	308	13	
Palmer, Wilma Scholarship	35804	4028	H0041	H9771	NA	56,736	851	2,837	2,732	105	
Sachnowitz, Larry J Prof Mktg Intg	38462	4042	H0041	A9773	NA	123,505	1,853	6,175	5,422	753	
Wallace, Jack & Anne	35970	4042	H0041	D9785	NA	10,973	165	549	553	(4)	
UHY Mann Frankfort & Lipp	37217	4028	H0041	H9787	NA	17,906	269	895	1,043	(148)	
Duke Energy Scholarship	37218	4028	H0041	H9792	NA	36,796	552	1,840	1,588	252	
Monk, Earl Scholarship	36868	4028	H0041	H9816	NA	10,719	161	536	428	108	
Loomis, Carol & Scott Scholarship ⁽¹⁾	36869	4028	H0041	H9817	NA	12,377	186	619	613	6	
Blessan Samuel Memorial Sch Endow	37862	4028	H0041	H9829	NA	7,253	109	363	1,035	(672)	
Charles T Bauer Schol Endow	37967	4028	H0041	H2843	NA	277,917	4,169	13,896	13,357	539	
C T Bauer Part Time MBA Sch End	38254	4028	H0041	H3484	NA	196,644	2,950	9,832	9,721	111	
C T Bauer Full Time Undergrad	39069	4028	H0041	H2864	NA	163,870	2,458	8,193	8,101	92	
Richard & Dawn Rawson Sch End	38982	4028	H0041	H2857	NA	10,815	162	541	544	(3)	
Leon B. Stinson Memorial Sch End	38435	4028	H0041	H3489	NA	62,819	942	3,141	3,153	(12)	
Dennis Allen Mem Sch End	39314	4028	H0041	H3495	NA	15,127	227	756	774	(18)	
Dwight E. Davis Sch End	38997	4028	H0041	H2860	NA	11,063	166	553	548	5	
Joe Martin Scholarship End	38998	4028	H0041	H2861	NA	10,511	158	526	498	28	
Cyvia & Melvin Wolff End #2	39512	4028	H0041	H3499	NA	685	10	34	1,310	(1,276)	
John D & Susan K Thompson End	40185	4028	H0041	H2886	NA	23,814	357	1,191	1,196	(5)	
Jack & Debbie Moore Excel End	40764	4042	H0041	D3077	NA	54,886		2,744	2,293	451	
Mark G. Papa Leadership Excellence Fund End ⁽¹⁾	39586	4042	H0041	D3688	NA	105,116		5,256	2,917	2,339	
Mack Rogers, Jr. Insurance & Risk Management	39773	4028	H0041	H2872	NA	26,206		1,310	814	496	
Marvin & Joan Kaplan Sch End	39880	4028	H0041	H2876	NA	41,599		2,080	1,334	746	
John & Sharon Stubblefield End	39958	4028	H0041	H2878	NA	30,686		1,534	751	783	
Link Staffing Services Sch End ⁽¹⁾	39966	4028	H0041	H2879	NA	10,400		520	334	186	
Willis & Patsy Johnson Sch End ⁽¹⁾	40564	4028	H0041	H2893	NA	8,180		409	167	242	
Rims Houston Chapter Sch End	40868	4028	H0041	H2909	NA	39,011		1,951	500	1,451	
Cyvia & Melvyn Wolff End #3	41487	4028	H0041	H2938	NA	24,716		1,236	209	1,027	
Houston Marketing Prof Sch End ⁽²⁾	42049	4028	H0041	H9956	NA	9,170		459	-	459	
Hyman Sofer Memorial Scholarship Endowment ⁽²⁾	41817	4028	H0041	H3515	NA	20,862		1,043	-	1,043	
Melcher, Leroy & Lucille	Multiple Allocations (See Attached)					8,124,353	121,865	406,218	378,484	27,734	
Grinaker, Robert Professorship ⁽³⁾	17667	4042	H0046	A1406	NA	413,706	6,206	20,685	19,273	1,412	
Voelkel, Stanley	40525	4042	H0046	A3518	NA	23,752	356	1,188	1,107	81	
Price Waterhouse Professorship ⁽³⁾	17436	4042	H0046	A1428	NA	334,129	5,012	16,706	15,566	1,140	
Elkins Professorship	16964	4042	H0047	A1897	NA	1,075,496	16,132	53,775	50,103	3,672	
Cemo, Michael Professorship	34051	4042	H0049	A9727	NA	143,968	2,160	7,198	6,675	523	
Baker Hughes Professorship ⁽³⁾	17669	4042	H0050	A1412	NA	1,245,237	18,679	62,262	58,011	4,251	
Halliburton Foundation Endowment	17569	4042	H0054	C0439	NA	146,450	2,197	7,323	6,822	501	
SUBTOTAL BAUER COLLEGE OF BUSINESS						56,364,456	403,222	2,818,227	2,592,686	225,541	
Benbrook/Foerster	40766	4042	H0058	D3078	NA	21,533	323	1,077	1,003	74	
Oberholtzer, EE & Myrtle	10774	4028	H0058	H1635	NA	124,308	1,865	6,215	5,791	424	
Lawson, French W.	40767	4042	H0058	B1243	NA	17,297	259	865	806	59	
Harper, Mabel Jewel	40768	4028	H0058	H2900	NA	18,810		940	872	68	
Durham, Mylie & Charles	17530	4028	H0058	H0361	NA	62,307	935	3,115	2,903	212	
Oberholtzer Quasi	10774	4028	H0058	H1635	NA	10,587	159	529	493	36	
Weinstein, Joshua Scholarship	40769	4028	H0058	H2901	NA	63,261	949	3,163	2,947	216	
Lechenger, Barbara	40770	4042	H0058	B1842	NA	122,279	1,834	6,114	5,692	422	
Faculty Growth & Dev Quasi	40771	4042	H0058	D3079	NA	44,252	664	2,213	2,062	151	
Administaff	16701	4028	H0058	H1106	NA	17,238	259	862	803	59	
Marshall, Faith Gladstone	16702	4028	H0058	H1108	NA	20,023	300	1,001	932	69	
Lilie Family-Early Childhood	10787	4042	H0058	B1245	NA	115,130	1,727	5,756	5,361	395	
Strahan, Richard	14164	4028	H0058	H1112	NA	15,843	238	792	738	54	
Larry & Phyllis Hughes	40772	4028	H0058	H1114	NA	18,305	275	915	839	76	
Sterr, Margie Scholarship	16705	4028	H0058	H1118	NA	10,164	152	508	431	77	
College Of Educ Alumni Endow	12160	4028	H0058	H1120	NA	25,271	379	1,264	1,177	87	
Irene Smith Buckner Schol	16877	4028	H0058	H1126	NA	26,278	394	1,314	1,222	92	
Hooker, Dr. Richard Endow	16704	4028	H0058	H1116	NA	11,906	179	595	555	40	
Rockwell, Elizabeth Education Chair	40308	4042	H0058	D3709	NA	537,669	8,065	26,883	25,033	1,850	
Foerster, Cecile	16782	4028	H0058	H1136	NA	12,790	192	639	593	46	
Chiappetta, Dr. Eugene	14165	4028	H0058	H1132	NA	13,495	202	675	629	46	
Pascoe, Kathleen	16784	4028	H0058	H1140	NA	10,723		536	479	57	
Houston, Robert	40773	4028	H0058	H1124	NA	15,161	227	758	717	41	
Asian American Studies	16778	4028	H0058	H1128	NA	53,697	805	2,685	2,502	183	
Chambers, Velma	10331	4028	H0058	H2484	NA	15,256		763	704	59	
Warner, Dr. Allen R.	16785	4028	H0058	H1142	NA	12,714	191	636	553	83	
Wheless, Leslie And Kim	10319	4028	H0058	H2478	NA	21,376		1,069	988	81	
Andrews Foundation Scholarship	34772	4028	H0058	H2425	NA	15,079	226	754	651	103	

University of Houston System
Estimated FY08 Endowment Income
For FY2009 Budget Development

	PEOPLE SOFT					3 Year				
	INCOME COST CENTER					Average	Est. FY08	Est. FY08	FY07	FY08 -FY07
	Sp Type	Fund	Dept	Prog	Proj	Market Value	IA Fee	Income	Actual Income	Income Change
Lopez, Joe Scholarship	30486	4028	H0058	H9655	NA	13,165	197	658	613	45
Mountain, Joe & Lee Scholar.	34992	4028	H0058	H9678	NA	37,268	559	1,863	1,571	292
Hollingsworth, Marcile Schol.	32837	4028	H0058	H2631	NA	25,044	376	1,252	1,149	103
Hollingsworth, Marcile Science Educ.	40310	4042	H0058	A3516	NA	12,522	188	626	574	52
Smith, June Early Childhood Dev	32904	4042	H0058	A9699	NA	11,669	175	583	544	39
Lilie, Glenn & Judith Dean's Leadership	32902	4042	H0058	D9700	NA	233,402	3,501	11,670	10,874	796
Hernandez, Dr. Mary Lou	42039	4028	H0058	H3004	NA	10,765	161	538	475	63
Gore-Laird & Liberman Scholarship	33326	4028	H0058	H9714	NA	8,088	121	404	292	112
George LeRoy & Myrajane Ereckson Hall	41102	4028	H0058	H2882	NA	6,874		344	96	248
Loleet Usener Eckel Sch Endow	41181	4028	H0058	H2927	NA	10,037		502	42	460
Crouch, Pauline Moss	16870	4028	H0061	H0852	NA	22,770		1,138	1,049	89
Croft, John	17525	4028	H0061	H0357	NA	23,280	349	1,164	1,085	79
Asian Amer Immigrant	40701	4028	H0061	H2611	NA	24,298	364	1,215	1,132	83
Capobianco, Rudolph	40774	4028	H0062	H0739	NA	21,915	329	1,096	1,021	75
Wiley, Mary	40775	4042	H0062	D3080	NA	20,162	302	1,008	939	69
Butler, Mary McCullough	16890	4028	H0062	H0918	NA	46,628	699	2,331	2,172	159
Phyllis & Mudge Miller Endow	40302	4028	H0062	H2846	NA	21,981	330	1,099	1,072	27
Kagen, Norman	40776	4028	H0064	H1110	NA	9,496		475	438	37
Pelton, Barry C.	40777	4028	H0065	H0355	NA	17,930	269	897	835	62
Dr Cynthia Norris Educ Leaders ⁽¹⁾	37413	6045	H0650	H9825	NA	1,166		58	55	3
Susan & Tom Williams Graduate Sch End ⁽¹⁾⁽²⁾	41893	6045	H0650	H9970	NA	3,750		188	-	188
SUBTOTAL EDUCATION						2,034,961	28,719	101,745	93,504	8,241
Chevron Scholarships	12092	4028	H0066	H1693	NA	426,336	6,395	21,317	19,861	1,456
O'Leary, Mr. & Mrs. John	40778	4042	H0066	D3081	NA	401,257	6,019	20,063	18,693	1,370
Cullen Eng Schol	16808	4028	H0066	H0690	NA	3,554,446	53,317	177,722	165,589	12,133
Baldwin, R.W.	16526	4028	H0066	H1705	NA	311,833	4,677	15,592	14,527	1,065
Engineering Schl. Quasi	16924	4028	H0066	H0723	NA	70,160	1,052	3,508	3,269	239
Meier, Wilber & Judy	13901	4028	H0066	H0369	NA	12,589	189	629	586	43
McInnis, Bayliss	16819	4028	H0066	H0988	NA	6,407	96	320	298	22
American Petroleum Inst	16747	4028	H0066	H0936	NA	334,874	5,023	16,744	15,138	1,606
Porter, Leonard	16633	4028	H0066	H1148	NA	48,151	722	2,408	2,243	165
Kent, Herb	16634	4028	H0066	H1150	NA	6,129	92	306	286	20
Power, Douglas & Jeannette	16791	4028	H0066	H1156	NA	51,159	767	2,558	2,227	331
Gillingham, W. J.	40779	4042	H0066	D3082	NA	824,936	12,374	41,247	38,431	2,816
Dukler, Abraham	10855	4028	H0066	H1180	NA	5,019	75	251	234	17
McNeese, Bill & Gail	16698	4028	H0066	H1184	NA	29,805	447	1,490	1,389	101
Klotz Associates	16717	4028	H0066	H1192	NA	55,182	828	2,759	2,590	169
Thomas & Vera Stufflebeen	16716	4028	H0066	H1190	NA	145,697	2,185	7,285	6,788	497
Cobb/Fendley	16719	4028	H0066	H1196	NA	85,696		4,285	4,002	283
Todd B. Colvin Schol End	16723	4028	H0066	H1206	NA	21,440	322	1,072	999	73
Rockwell, Elizabeth Engineering Chair	16729	4042	H0066	D1633	NA	573,243	8,599	28,662	26,705	1,957
Dewan Scholarship	16726	4028	H0066	H1212	NA	20,445	307	1,022	922	100
Holder, Cecil & Louise	10532	4028	H0066	H2497	NA	143,537	2,153	7,177	5,823	1,354
Kirkpatrick, C. V. Engineering	27235	4028	H0066	H2557	NA	24,994	375	1,250	1,164	86
Lohec, Ronald & Bertha	29006	4028	H0066	H2586	NA	61,318	920	3,066	2,466	600
Gas Processors Scholarship	40780	4028	H0066	H2579	NA	30,392	456	1,520	1,428	92
Cobb/Fendley Excellence	30435	4042	H0066	D9660	NA	53,965	809	2,698	2,188	510
Dunn, John Professorship	31843	4042	H0066	A9663	NA	743,289	11,149	37,164	34,624	2,540
Baker Hughes Engineering Schol.	32918	4028	H0066	H9697	NA	58,351	875	2,918	2,718	200
Engineering Alumni Assoc.	33204	4042	H0066	D9711	NA	25,672	385	1,284	1,188	96
Cullen Eng. Prof.	40783	4042	H0067	A2206	NA	1,279,275	19,189	63,964	59,597	4,367
Dow Professorship	17474	4042	H0067	A1510	NA	513,862	7,708	25,693	23,939	1,754
Henley, Ernest & Barbara Prof ⁽¹⁾	36227	4042	H0067	A9794	NA	59,345	890	2,967	2,329	638
Anderson, Pat	16595	4028	H0068	H0972	NA	27,453	412	1,373	1,271	102
Cobb Fendley Schol	16683	4028	H0068	H1178	NA	83,776	1,257	4,189	3,856	333
Structural Consulting/Monteith	16725	4028	H0068	H1210	NA	6,206		310	362	(52)
Malloy, Ambrose Fellowship	12153	4028	H0068	H2429	NA	56,850	853	2,843	2,311	532
Hsu, Thomas Structural Res	40782	4042	H0068	B1843	NA	64,727	971	3,236	3,015	221
Gonzalez, Jesse Schol Endow Engr	35890	4028	H0068	H9778	NA	27,471	412	1,374	1,323	51
Symons, Virginia Thompson Envir Eng	40784	4042	H0068	D9815	NA	147,283	2,209	7,364	7,093	271
Thomas & Laura HSU Profess End	40785	4042	H0068	A2207	NA	141,758	2,126	7,088	6,621	467
Charles J Tamborello Mem Sch Endow	38132	4028	H0068	H3483	NA	38,145	572	1,907	1,830	77
Herbert & Faye Lum Schol End	39050	4028	H0068	H2863	NA	24,581	369	1,229	1,239	(10)
Michael W Oneill Mem Sch	38153	4028	H0068	H2849	NA	29,672	445	1,484	1,667	(183)
Barr, Betty Scholarship	16679	4028	H0070	H1170	NA	17,000	255	850	792	58
Medh, Urvish	16680	4028	H0070	H1172	NA	9,120	137	456	425	31
Agrawal, Durga & Sushila	17007	4028	H0072	H2468	NA	200,196	3,003	10,010	9,326	684
Hall, George & MyraJane Ind Engr	36289	4028	H0072	H9796	NA	10,754	161	538	518	20
Hari & Anjali Agrawal Faculty Fellowship ⁽¹⁾⁽²⁾	41741	4042	H0072	D3187	NA	18,340		917	-	917
Bill D. Cook Scholar	40786	4028	H0073	H1198	NA	35,228	528	1,761	1,563	198
Bill Cook Faculty	16721	4028	H0073	H1200	NA	554,234	8,314	27,712	25,820	1,892

University of Houston System
Estimated FY08 Endowment Income
For FY2009 Budget Development

	PEOPLE SOFT					3 Year	Est. FY08	Est. FY08	FY07	FY08 -FY07
	INCOME COST CENTER									
	Sp Type	Fund	Dept	Prog	Proj	Market Value	IA Fee	Income	Actual Income	Income Change
Hall, George	16727	4028	H0073	H1214	NA	24,197		1,210	1,117	93
Padula, Frank Scholarship	33008	4028	H0073	H2634	NA	55,667	835	2,783	2,501	282
Manmohan & Marie Kalsi End	39665	4042	H0073	D9897	NA	107,376		5,369	4,165	1,204
Frank L. Worley, Jr. Ugr Sch End ⁽¹⁾⁽²⁾	41845	6045	H0650	H9964	NA	75,664		3,783	-	3,783
William C. Miller Endowed Chair of Engineering ⁽¹⁾⁽²⁾	41914	6061	H0650	A9974	NA	166,750		8,338	-	8,338
Margie Nell Eaves Seiver Scholarship End ⁽¹⁾⁽²⁾	41915	6045	H0650	H9975	NA	1,668		83	-	83
SUBTOTAL ENGINEERING						11,902,915	171,254	595,148	539,056	56,092
Honors Program Quasi	40791	4042	H0078	D3084	NA	200,407	3,006	10,020	9,336	684
Dyer, Everett	16568	4028	H0078	H1542	NA	82,616		4,131	3,849	282
Cooper Industries	14152	4028	H0078	H1548	NA	89,590	1,344	4,479	4,174	305
Temple-Honors Coll	16572	4028	H0078	H1554	NA	438,293	6,574	21,915	20,419	1,496
Coastal Securities - Honors	40792	4028	H0078	H1558	NA	12,900	193	645	601	44
Hearst, William Randolph	40793	4028	H0078	H1560	NA	318,094	4,771	15,905	16,539	(634)
Cizik, Jane Morin Chair	36164	4042	H0078	D3559	NA	618,292	9,274	30,915	28,804	2,111
Honors Fellows	16655	4028	H0078	H1564	NA	811,916	12,179	40,596	37,824	2,772
Carolyn Grant Fay	12210	4042	H0078	D1467	NA	1,809,940	27,149	90,497	84,319	6,178
Monsanto End/Honor	16656	4028	H0078	H1566	NA	15,394	231	770	717	53
McMillian/Gerstacker Schol	16664	4028	H0078	H1518	NA	14,931	224	747	672	75
Honors Undergrad Research	40794	4042	H0078	D3085	NA	98,346	1,475	4,917	4,561	356
Honors Study Abroad Endow	40795	4042	H0078	D3086	NA	98,346	1,475	4,917	4,561	356
Jane Blaffer Owen Schol End	16659	4028	H0078	H1574	NA	38,836		1,942	1,686	256
Becky & Truman Arnold Sch	16450	4028	H0078	H1576	NA	15,366		768	709	59
JD Field & Co Inc Schol End	16665	4028	H0078	H1520	NA	9,589	144	479	447	32
CL Knapp/Chilton Mgmt Sch	16457	4028	H0078	H1522	NA	28,647	430	1,432	1,335	97
Honors Class of 1989 Schol	16458	4028	H0078	H1524	NA	24,203	363	1,210	1,127	83
Coastal Corp Schol Endow	16459	4028	H0078	H1526	NA	14,079	211	704	656	48
Luchsinger, Amy & John	16662	4028	H0078	H2418	NA	18,805		940	868	72
Blanton, Jack	16460	4028	H0078	H2419	NA	9,718		486	449	37
Lay Presidential	16451	4028	H0078	H2438	NA	29,300		1,465	1,352	113
Goodman Scholarship	16641	4028	H0078	H2433	NA	9,304		465	429	36
Cizik, Jane & Robert	16642	4028	H0078	H2434	NA	64,604	969	3,230	2,741	489
Smith, Wilhelmina R	16643	4028	H0078	H2435	NA	65,864	988	3,293	2,958	335
Jones, Jesse H. & Mary Gibbs	16657	4028	H0078	H1570	NA	1,107,901	16,619	55,395	51,613	3,782
Bettencourt, Sara	26251	4028	H0078	H2521	NA	12,054	181	603	562	41
Bettencourt, Dorothy	26250	4028	H0078	H2520	NA	11,290		564	609	(45)
Seaver	26497	4028	H0078	H2527	NA	9,906		495	458	37
Andrews, Kurth Scholarship Honors	37336	4028	H0078	H2824	NA	29,127	437	1,456	1,967	(511)
Steven Ronald Martin Sch End	39027	4028	H0078	H3494	NA	11,625	174	581	585	(4)
Ross Lence Sch Quasi End	40242	4028	H0078	H3505	NA	88,407		4,420	2,513	1,907
Michelle & Ed Noack Sch End	40082	4028	H0078	H2885	NA	10,215		511	219	292
Bhattacharya Family Sch End ⁽¹⁾	41219	4028	H0078	H2930	NA	8,279		414	200	214
Univ Community Sch End Honors ⁽¹⁾	41218	4028	H0078	H2929	NA	4,943		247	42	205
Jeff Dodd & Susan Ohsfeldt Sch	41550	4028	H0078	H3509	NA	15,056		753	62	691
Nancy O'Connor Abendshein Prof ⁽¹⁾	38135	6061	H0650	A9846	NA	83,555	1,253	4,178	3,365	813
Bill & Sue McMahon Rem Ed Bar ⁽¹⁾	41223	6045	H0650	H9945	NA	2,509		125	10	115
SUBTOTAL HONORS						6,332,245	90,903	316,610	293,338	23,272
Forehand, Larry	16589	4028	H0080	H1352	NA	149,879	2,248	7,494	6,982	512
Dobson, Harmon	10862	4028	H0080	H1354	NA	34,295	514	1,715	1,598	117
Rappole - Sheridan	16590	4028	H0080	H1356	NA	49,433	741	2,472	2,273	199
Wilson, Herbert O.	16474	4028	H0080	H1358	NA	50,121	752	2,506	2,335	171
Pappas, Gregory James	16500	4028	H0080	H1384	NA	77,532	1,163	3,877	3,612	265
Pappas Restaurant	16501	4028	H0080	H1386	NA	77,532	1,163	3,877	3,612	265
Bristol Hotel	16502	4028	H0080	H1388	NA	22,270	334	1,113	1,037	76
Look, Mary	16523	4028	H0081	H1699	NA	187,081	2,806	9,354	8,546	808
Tomas, Peter J. for HRM	16841	4028	H0081	H0508	NA	18,644		932	859	73
Meat Science	35119	4042	H0081	A2097	NA	13,047		652	605	47
Garbett, Rosemary	16524	4028	H0081	H1701	NA	119,778	1,797	5,989	5,573	416
HRM Facility Improv. Quasi	40796	4042	H0081	G2201	NA	515,633	7,734	25,782	24,021	1,761
Assoc. Bldg, Services/Parker	16513	4028	H0081	H1727	NA	38,358	575	1,918	1,787	131
Bliss, Becky	16512	4028	H0081	H1725	NA	197,879	2,968	9,894	9,023	871
Wyatt, Earle	16984	4028	H0081	H0576	NA	36,835	553	1,842	1,716	126
Par Excellence Scholarship	16861	4028	H0081	H0836	NA	40,095	601	2,005	1,868	137
Davis, Edward C.	16988	4028	H0081	H0460	NA	71,146	1,067	3,557	3,314	243
Rolston, Leonard	13167	4028	H0081	H0888	NA	47,150	707	2,358	2,197	161
Sutherland, J.P.	16885	4028	H0081	H0896	NA	29,492	442	1,475	1,374	101
Prichard, C Victor	16820	4028	H0081	H0992	NA	18,560		928	861	67
McNeill, Charles	14169	4028	H0081	H0990	NA	4,396	66	220	205	15
Hardy, Scott	16855	4028	H0081	H0544	NA	29,811		1,491	1,382	109
HRM Dean's Scholarship	16628	4028	H0081	H0802	NA	166,966	2,504	8,348	7,778	570

University of Houston System
Estimated FY08 Endowment Income
For FY2009 Budget Development

	PEOPLE SOFT					3 Year					
	INCOME COST CENTER					Average	Est. FY08	Est. FY08	FY07	FY08 -FY07	
	Sp Type	Fund	Dept	Prog	Proj	Market Value	IA Fee	Income	Actual Income	Income Change	
Greenaway, Donald	40797	4042	H0081	D3087	NA	69,336	1,040	3,467	3,230	237	
Hospitality Industry Diversity Inst.	40798	4042	H0081	D1239	NA	52,081	781	2,604	2,426	178	
Les Dames Escoffier	16584	4028	H0081	H1340	NA	170,403	2,556	8,520	7,922	598	
Fischer, Jo	16585	4028	H0081	H1344	NA	8,925	134	446	416	30	
Lattin, Gerald	16586	4028	H0081	H1346	NA	19,956	299	998	933	65	
Houston Restaurant Assoc.	11997	4028	H0081	H1342	NA	182,594	2,739	9,130	8,381	749	
Waskey, Ted	16587	4028	H0081	H1348	NA	20,996	315	1,050	980	70	
Bombaywala, Ghulam	16588	4028	H0081	H1350	NA	24,676	370	1,234	1,150	84	
Food & Beverage Mgrs	16475	4028	H0081	H1360	NA	106,043	1,591	5,302	4,940	362	
Brinker International	16498	4028	H0081	H1376	NA	102,049	1,531	5,102	4,754	348	
Gourmet Night	16488	4028	H0081	H1370	NA	15,515	233	776	723	53	
Nat Hart	16487	4028	H0081	H1368	NA	31,018	465	1,551	1,445	106	
Four Seasons Hotel	14155	4028	H0081	H1378	NA	90,555	1,358	4,528	4,325	203	
HRM Houston Livestock	16476	4028	H0081	H1362	NA	152,577	2,289	7,629	6,938	691	
Natl Assoc Of Catering	10764	4028	H0081	H1380	NA	39,182	588	1,959	1,825	134	
Fred Parks Wine Cellar	35118	4042	H0081	D2818	NA	180,862	2,713	9,043	8,426	617	
Greater Houston Hotel	40799	4042	H0081	D3088	NA	99,872	1,498	4,994	4,492	502	
Int'L Assoc Hosp. Acct	16496	4028	H0081	H1372	NA	55,511	833	2,776	2,586	190	
Tony Vallone End	40800	4042	H0081	D3089	NA	95,219	1,428	4,761	4,436	325	
Ray A. Kroc Schol Endow	16581	4028	H0081	H1338	NA	23,423	351	1,171	1,091	80	
HRM Global Recog. Quasi	35117	4042	H0081	D2817	NA	39,782	597	1,989	1,853	136	
Glazer's Endowment	16580	4028	H0081	H1336	NA	19,744		987	911	76	
Fitsimmons, Charles	16582	4028	H0081	H2431	NA	23,515		1,176	1,085	91	
Texas Hotel & Motel	16583	4028	H0081	H2432	NA	141,756	2,126	7,088	6,604	484	
Carlson Nelson Scholarship	28122	4028	H0081	H9620	NA	229,937	3,449	11,497	9,590	1,907	
Simmons, Lonnie Scholarship	28945	4028	H0081	H2585	NA	24,114	362	1,206	1,123	83	
HFTP, Raymond Ellis	33788	4042	H0081	D9726	NA	57,642	865	2,882	2,261	621	
Look, Garret Dawson "Sonny"	34415	4042	H0081	D9733	NA	24,936	374	1,247	1,159	88	
Massad Family Scholarship	34596	4028	H0081	H9742	NA	11,407	171	570	448	122	
Mason, Lynn & Marcel HRM	35966	4042	H0081	D9783	NA	10,940	164	547	527	20	
Lonnie Simmons Sch Quasi End	28945	4028	H0081	H2585	NA	16,602		830	693	137	
SUBTOTAL HOTEL & RESTAURANT MANAGEMENT						4,137,101	59,955	206,859	190,231	16,628	
Delphian Scholarships	12175	4028	H0082	H0478	NA	473,248	7,099	23,662	22,047	1,615	
Wortham Chair	17369	4042	H0082	A1608	NA	2,373,280	35,599	118,664	110,563	8,101	
Delphian Sch Quasi	12175	4028	H0082	H0478	NA	89,918	1,349	4,496	4,189	307	
McGovern Lectureship End	40801	4042	H0082	A2209	NA	146,940		7,347	6,550	797	
Mitchell, Cynthia Woods Center	31721	4028	H0082	D9677	NA	13,529,278	202,939	676,464	473,571	202,893	
Stern, David O. in LASS	35778	4042	H0082	D9768	NA	11,381	171	569	548	21	
Louise Woestemeyer Sch End	40235	4028	H0082	H9861	NA	5,542	83	277	276	1	
Class Quasi Scholarship Endowment	39153	4028	H0082	H9862	NA	21,629	324	1,081	1,088	(7)	
William Cunningham End - Hawes	41220	4028	H0082	H9932	NA	9,753		488	125	363	
William Cunningham End - Young	41221	4028	H0082	H9933	NA	9,753		488	125	363	
Flaxman Art Scholarship	16510	4028	H0083	H1687	NA	257,318	3,860	12,866	11,987	879	
Blaffer, Sarah Cambell Schol	16382	4028	H0083	H1655	NA	16,927	254	846	789	57	
Guenther, Peter Quasi	40210	4028	H0083	H0745	NA	117,875	1,768	5,894	5,383	511	
Blain, LaRuth	16602	4028	H0083	H1272	NA	92,601	1,389	4,630	4,314	316	
Choate, Gary & Palmer, Marc	16607	4028	H0083	H1284	NA	36,013	540	1,801	1,678	123	
Judith Morris	16715	4028	H0083	H1294	NA	62,083	931	3,104	2,892	212	
McClellan, LaVerne	10333	4042	H0083	D1652	NA	11,059		553	502	51	
Berry, Frank Jr Quasi Int Design	36923	4042	H0083	D9795	NA	14,745	221	737	710	27	
Laura E Swails Schol End	39509	4028	H0083	H3496	NA	11,579	174	579	584	(5)	
Joan Hohlt & Roger Wich Endowment	40042	4028	H0083	H2881	NA	18,696		935	528	407	
Speech Scholarship Quasi	16377	4028	H0084	H1643	NA	25,692	385	1,285	1,197	88	
Underwood, Walter Quasi	16378	4028	H0084	H1645	NA	3,694	55	185	172	13	
Scardino, Dickie	16379	4028	H0084	H1647	NA	8,261		413	383	30	
Flaherty, Pat	13056	4028	H0084	H1651	NA	7,339		367	340	27	
Winius/Brandon/Blumberg	16470	4028	H0084	H1709	NA	26,471		1,324	1,233	91	
Gallagher, Jack	17145	4028	H0084	H0574	NA	92,146	1,382	4,607	4,293	314	
MCI Telecommunications	40802	4042	H0084	D3090	NA	37,833	567	1,892	1,763	129	
Battin, Tom	16596	4028	H0084	H0974	NA	36,240	544	1,812	1,690	122	
Gehbauer, John & Kathryn ⁽¹⁾	13062	4028	H0084	H1224	NA	56,997	855	2,850	2,501	349	
Calderon, Elizabeth	10858	4028	H0084	H1258	NA	28,557	428	1,428	1,330	98	
Frede, Ralph	16565	4028	H0084	H1260	NA	20,423	306	1,021	950	71	
Georgeanna Stanton	40212	4028	H0084	H1264	NA	10,455	157	523	487	36	
Uray, Richard	40213	4028	H0084	H1332	NA	89,426		4,471	4,128	343	
William W. & Georgia Bryan Sch End ⁽²⁾	42057	4028	H0084	H9967	NA	166,750		8,338	-	8,338	
Delphian-Children's Theatre	17138	4042	H0085	C0530	NA	97,925	1,469	4,896	4,562	334	
Delphian-Shakespeare Festival	17137	4042	H0085	C0528	NA	97,925	1,469	4,896	4,562	334	
Wilson, Trey	40215	4028	H0085	H0920	NA	73,877	1,108	3,694	3,437	257	
Pickett, Cecil	40214	4028	H0085	H1016	NA	56,047	841	2,802	2,611	191	
Adamo, Joseph	16673	4028	H0085	H1236	NA	9,272	139	464	432	32	

University of Houston System
Estimated FY08 Endowment Income
For FY2009 Budget Development

	PEOPLE SOFT					3 Year				
	INCOME COST CENTER					Average	Est. FY08	Est. FY08	FY07	FY08 - FY07
	Sp Type	Fund	Dent	Prog	Proj	Market Value	IA Fee	Income	Actual Income	Income Change
Bullard Schol Endow	10859	4028	H0085	H1290	NA	13,868	208	693	561	132
Joanna Friesen Endow Sch	16742	4028	H0085	H1320	NA	10,431		522	481	41
Dorff, Linda Scholarship	27065	4028	H0085	H2546	NA	10,083		504	466	38
Wilson & Jeter Endowment	35882	4042	H0085	D9710	NA	6,804	102	340	309	31
Barkowiak, Matthew	40803	4028	H0085	H9754	NA	37,151	557	1,858	1,760	98
Bill & Ann Stokes	38134	4042	H0085	C0679	NA	55,193	828	2,760	2,679	81
English Scholarships Quasi	16373	4028	H0086	H1633	NA	30,514	458	1,526	1,422	104
Houstoun Professorship	12310	4042	H0086	A1614	NA	908,014	13,620	45,401	42,301	3,100
Day, Martin & Betty	16762	4028	H0086	H0864	NA	23,111	347	1,156	1,077	79
Morris Gentile Mem.	16744	4028	H0086	H1222	NA	40,449	607	2,022	1,884	138
Morgan, Jeanette	40804	4028	H0086	H2903	NA	18,702	281	935	871	64
Smith, Beulah Lavange Quasi	17298	4042	H0086	D1285	NA	51,858	778	2,593	2,416	177
African Amer Studies, Chair in Creative Writing	40805	4042	H0086	A2210	NA	548,053	8,221	27,403	25,532	1,871
Cullen Fndn Chair Creative Writing	40806	4042	H0086	A2211	NA	1,433,189		71,659	64,498	7,161
McDavid College Professorship	35736	4042	H0086	A9765	NA	131,504		6,575	4,688	1,887
Lawrence, Bryan Excellence Quasi	40807	4042	H0086	D3091	NA	38,166	572	1,908	1,838	70
John A. Beck	16604	4028	H0087	H1278	NA	427,295	6,409	21,365	19,906	1,459
Adams, Martin	16745	4028	H0087	H1326	NA	11,267	169	563	509	54
Lebel, Patty & Jesse Loran	16987	4028	H0087	H2459	NA	107,747	1,616	5,387	4,852	535
UH Communications Disorders	10332	4028	H0087	H2485	NA	10,340	155	517	482	35
Arnold, Genevieve Com Disord	40217	4028	H0087	H9647	NA	51,092	766	2,555	2,380	175
Torres, Rosemary Segovia Scholarship	40808	4028	H0087	H2904	NA	12,305	185	615	491	124
Maresh, Thelma Burnett	40216	4042	H0087	A9691	NA	30,273	454	1,514	1,410	104
Donna R. Fox End for Faculty Support	40693	4042	H0087	D3070	NA	10,317		516	132	384
Douthitt, Helen Scholarship	16509	4028	H0089	H1685	NA	27,831	417	1,392	1,297	95
Latin Amer Schol Quasi	16384	4028	H0089	H1663	NA	28,881	433	1,444	1,345	99
Miller, Murray Scholarships	16387	4028	H0089	H1717	NA	764,825	11,472	38,241	35,630	2,611
History	40809	4042	H0089	D3092	NA	32,486	487	1,624	1,513	111
Public History Quasi	40810	4042	H0089	D3093	NA	88,456	1,327	4,423	4,121	302
African American Studies	10609	5022	H0089	A0001	G004545	1,677,967	25,170	83,898	78,170	5,728
Siegel, Stanley TX History	36235	4028	H0089	H9755	NA	22,993	345	1,150	1,107	43
Lack Music	16514	4028	H0090	H1691	NA	70,620	1,059	3,531	3,290	241
Katims, Milton	14146	4028	H0090	H1723	NA	71,183	1,068	3,559	3,316	243
Claridge, Hester	40218	4028	H0090	H0566	NA	37,900	568	1,895	1,766	129
Burr, Ruth	16516	4028	H0090	H1731	NA	67,553	1,013	3,378	3,147	231
Hirsh, Albert	17140	4028	H0090	H0560	NA	32,618	489	1,631	1,420	211
School Of Music Quasi	12174	4028	H0090	H0743	NA	186,618	2,799	9,331	8,694	637
Bishop, Charles & Dorothy	40811	4028	H0090	H2905	NA	153,457	2,302	7,673	7,149	524
Van Horn, Sue	16871	4028	H0090	H0854	NA	64,837		3,242	2,990	252
Lack, Jean Preston	40220	4028	H0090	H0882	NA	25,209		1,260	1,169	91
Cooper, Sara	40221	4028	H0090	H0914	NA	23,341	350	1,167	1,087	80
Moore Professorship	17353	4042	H0090	A1642	NA	842,687	12,640	42,134	39,258	2,876
Moore Fellowships	13896	4028	H0090	H0373	NA	2,468,921	37,034	123,446	115,018	8,428
Chertok, Nancy	16636	4028	H0090	H0814	NA	36,837	553	1,842	1,372	470
Nikolaïdi, Elena	14019	4028	H0090	H1014	NA	18,407		920	854	66
Galveston Musical	40222	4028	H0090	H1018	NA	26,954	404	1,348	1,256	92
Lack, Abram	40812	4042	H0090	D3094	NA	145,267	2,179	7,263	6,767	496
Hirsch, Winifred & Maurice	12154	4028	H0090	H1220	NA	12,004,555	180,068	600,228	564,167	36,061
Claridge, Ruth	16669	4028	H0090	H1226	NA	45,761	686	2,288	2,132	156
Schissler Foundation	16670	4028	H0090	H1228	NA	202,216	3,033	10,111	10,140	(29)
West, Neva & Wesley	14160	4028	H0090	H1246	NA	445,863	6,688	22,293	20,771	1,522
Shaw, Betty	16560	4028	H0090	H1248	NA	19,042	286	952	887	65
Grant, Richard	16561	4028	H0090	H1250	NA	205,610	3,084	10,281	9,535	746
School Of Music Quasi	17270	4042	H0090	A1690	NA	4,934,182	74,013	246,709	229,866	16,843
Head, Jeremy	16562	4028	H0090	H1252	NA	35,820	537	1,791	1,669	122
Sarofim, Louisa	17288	4042	H0090	A1680	NA	48,818	732	2,441	2,274	167
Charles & Dorothy Riesen	16608	4028	H0090	H1286	NA	125,555	1,883	6,278	5,849	429
Edythe Bates Old Quasi	36165	4042	H0090	D3560	NA	1,098,438	16,477	54,922	51,172	3,750
Alkek-Williams Music	16606	4028	H0090	H1282	NA	51,202	768	2,560	2,385	175
Melcher, Lucille Endow	40813	4042	H0090	D3095	NA	505,502		25,275	23,334	1,941
Alkek Schol Endow	10860	4028	H0090	H1314	NA	21,034		1,052	971	81
Margaret & James Elkins	16740	4028	H0090	H1316	NA	25,554	383	1,278	1,190	88
Wilhelmina R. Morian End	16737	4028	H0090	H1308	NA	10,221	153	511	476	35
Linda & Ken Lay Family End	16735	4028	H0090	H1304	NA	25,554	383	1,278	1,190	88
Charlene & Phillip Carrol	16738	4028	H0090	H1310	NA	10,221	153	511	476	35
Marilyn & R.E. Reamer End	16736	4028	H0090	H1306	NA	25,554	383	1,278	1,190	88
Betty & Harry Jukes End	16734	4028	H0090	H1302	NA	11,271		564	523	41
Larry Gatlin Music End	16733	4028	H0090	H1300	NA	10,269		513	476	37
Robert J. Jones Endow	16743	4028	H0090	H1324	NA	14,372	216	719	665	54
Stephen Harbachick End	40219	4028	H0090	H0765	NA	9,776	147	489	454	35
Edythe Bates Old Choral Quasi	40814	4042	H0090	D3096	NA	71,459		3,573	3,298	275
Edythe Bates Old Orch Quasi	40815	4042	H0090	D3097	NA	71,459		3,573	3,298	275
Melcher Violin	16577	4028	H0090	H2414	NA	370,096		18,505	17,083	1,422

University of Houston System
Estimated FY08 Endowment Income
For FY2009 Budget Development

	PEOPLE SOFT					3 Year Average	Est. FY08 IA Fee	Est. FY08 Income	FY07 Actual Income	FY08 -FY07 Income Change	
	INCOME COST CENTER										Market Value
	Sp Tyne	Fund	Dept	Prog	Proj						
McCollum Eleanor	16576	4028	H0090	H2413	NA	15,218		761	702	59	
Alkek/Williams Chair	40816	4042	H0090	A2212	NA	1,092,614	16,389	54,631	47,734	6,897	
Henry, William G., Jr.	40226	4028	H0090	H2543	NA	8,974		449	415	34	
Czarnek And Patalik Music	40227	4028	H0090	H2544	NA	9,500		475	439	36	
The Thelma Hearn Scholarship	40223	4028	H0090	H2540	NA	28,285		1,414	1,306	108	
Tomatz, David & Ann	40224	4028	H0090	H2541	NA	187,803		9,390	8,669	721	
Saunders, Betti & Charles	40225	4028	H0090	H2542	NA	25,356		1,268	1,172	96	
Wiggins, Jayne & Albert	29329	4028	H0090	H2592	NA	51,424	771	2,571	4,343	(1,772)	
Strane, Miriam ⁽¹⁾	42055	4028	H0090	H9614	NA	9,105	137	455	413	42	
Pollack, Howard Scholarship	30994	4028	H0090	H9666	NA	28,776	432	1,439	1,598	(159)	
Patterson, Claire North Scholarship	30996	4028	H0090	H9667	NA	32,205	483	1,610	1,500	110	
Smith, June Duhar Schol. Quasi ⁽¹⁾	31608	4028	H0090	H9675	NA	13,392	201	670	606	64	
Old, Edith Bates Prof. Quasi	36880	4042	H0090	A9750	NA	149,178	2,238	7,459	6,495	964	
Druary, John Scholarship	36226	4028	H0090	H9767	NA	23,821	357	1,191	1,157	34	
George L & Myrjane B Hall Sch	40821	4042	H0090	D9854	NA	9,545		477	537	(60)	
Fredric A & Betsy C Weber Sch	38291	4028	H0090	H2851	NA	21,849	328	1,092	1,080	12	
Martin Antonio Flores Sch End	39326	4028	H0090	H2868	NA	11,027		551	500	51	
Charles & Margie Denson Sch End	40355	4028	H0091	H2889	NA	17,695		885	427	458	
Silin, Charles	10775	4028	H0092	H1665	NA	21,743		1,087	1,008	79	
Texas German Studies	40314	4042	H0092	D3710	NA	11,582	174	579	540	39	
Hispanic Literature Chair	17188	4042	H0092	D1263	NA	1,387,051	20,806	69,353	64,618	4,735	
Johnson, Harvey L.	16465	4028	H0092	H1532	NA	8,460	127	423	394	29	
Spanish PhD Endow	16731	4028	H0092	H1296	NA	104,445		5,222	4,821	401	
Italy In America Endow	40817	4042	H0092	D3098	NA	31,553		1,578	1,456	122	
Rockefeller Fndn Hisp. Lit Quasi	34555	4042	H0093	D9732	NA	454,999	6,825	22,750	21,199	1,551	
Brown Fdn Research Director	40336	4042	H0093	B3686	NA	770,522		38,526	17,428	21,098	
Sheeler, John Rubin	16471	4028	H0094	H1711	NA	82,228	1,233	4,111	3,831	280	
John Moores Humanitarian Sch	39499	4028	H0094	H3497	NA	11,027		551	500	51	
Sylvester Turner Public Service Sch	39500	4028	H0094	H3498	NA	11,027		551	500	51	
Cain Scholarship - UH	16517	4028	H0095	H1733	NA	1,569,435	23,542	78,472	73,114	5,358	
Reyes, Ben	16603	4028	H0095	H1274	NA	34,124	512	1,706	1,590	116	
Fraga Brothers	28032	4028	H0095	H9617	NA	38,957	584	1,948	1,761	187	
Ctr for Mexican American Studies	38840	4042	H0095	A9651	NA	15,058	226	753	564	189	
Maresh, Thelma Burnett Schol.	30288	4028	H0095	H9653	NA	61,694	925	3,085	2,874	211	
Martinez, George & Kathryn	30390	4042	H0095	A9657	NA	13,309	200	665	620	45	
Perry, Bob Mexican American	30628	4042	H0095	A9664	NA	406,096	6,091	20,305	14,987	5,318	
Palacios, Ctr for Mex. Amer Studies	34641	4042	H0095	A9674	NA	16,032	240	802	575	227	
Loya, Miguel & Ana	34566	4042	H0095	A9686	NA	16,995	255	850	611	239	
Mindiola, Tacho & Cindy	34637	4042	H0095	A9704	NA	22,628	339	1,131	1,054	77	
Mendenhall, Trinidad Vasquez	34639	4042	H0095	D9713	NA	32,914	494	1,646	1,302	344	
Union Pacific for Mex. Amer Studies	34640	4042	H0095	D9718	NA	11,026	165	551	514	37	
Wells Fargo Ctr for Mex Amer	34638	4042	H0095	D9722	NA	82,726	1,241	4,136	3,180	956	
Soliz, Olga MAS	35689	4042	H0095	D9761	NA	22,820	342	1,141	1,088	53	
Congressman Gene Green MAS	38645	4042	H0095	D9769	NA	9,452	142	473	408	65	
Moreno, Rosanna & Carlos Family ⁽¹⁾	36337	4042	H0095	D9798	NA	6,362	95	318	294	24	
HEB Endowment MAS	36920	4042	H0095	D9811	NA	100,742	1,511	5,037	4,661	376	
Gonzalez, Irma Diaz & Roberto ⁽¹⁾	37636	4042	H0095	D2997	NA	5,602	84	280	267	13	
State Farm - Ctr Mex Amer.	37305	4042	H0095	D2980	NA	21,334	320	1,067	1,031	36	
Musa & Khaleda Dakri Endow	38143	4042	H0095	D3575	NA	27,597	414	1,380	1,340	40	
Sanchez Family Found End	38842	4042	H0095	D9874	NA	27,535	413	1,377	1,366	11	
Blaffer Gallery	40818	4042	H0097	D3099	NA	722,957	10,844	36,148	33,680	2,468	
Robinson, Minette & Jerome	36873	4028	H0097	H9621	NA	36,634	550	1,832	1,594	238	
Lepow, Dr. Ronald	17427	4028	H0120	H2424	NA	27,663	415	1,383	1,289	94	
Sanders, Don A.	16538	4028	H0120	H1478	NA	104,426	1,566	5,221	4,865	356	
Social Sciences Alumni Quasi	16539	4028	H0120	H1480	NA	12,815	192	641	597	44	
Danberg, Debra	16540	4028	H0120	H1482	NA	65,992	990	3,300	3,074	226	
Henderson, Sen. Don Quasi	10797	4042	H0120	D1365	NA	230,231	3,453	11,512	10,726	786	
Robert Eckles Schol End	12093	4028	H0120	H1486	NA	51,195	768	2,560	2,385	175	
Kenneth Lay Economics Prof	17316	4042	H0122	A1824	NA	467,306	7,010	23,365	21,770	1,595	
Joel Sailors Fac Fellow Economic	17310	4042	H0122	D1383	NA	219,546		10,977	9,971	1,006	
Primeaux, Walter & Natalie	40231	4028	H0122	H2510	NA	33,077		1,654	1,241	413	
Graham Professorship in Econ	40819	4042	H0122	A2213	NA	317,317	4,760	15,866	14,776	1,090	
Dept of Economics Professorship	35735	4042	H0122	A9766	NA	99,725	1,496	4,986	5,351	(365)	
Hadad, Daniel	14032	4028	H0123	H0596	NA	32,612	489	1,631	1,519	112	
Marlatt E.E.	16888	4028	H0123	H0906	NA	25,955	389	1,298	1,209	89	
Walker, Hap	40233	4028	H0123	H0994	NA	29,778	447	1,489	1,387	102	
Hayden, Carlos	16534	4028	H0123	H1468	NA	33,525	503	1,676	1,626	50	
Shearne, Major Charles	10325	4028	H0123	H2479	NA	74,715		3,736	3,393	343	
Jones, Benjamin Scott	40232	4028	H0123	H9573	NA	12,445	187	622	557	65	
Everett J. & Mary Lee Lanik Sch End	38469	4028	H0123	H3490	NA	19,451	292	973	967	6	
Lence Distinguished Chair	26495	4042	H0124	D1729	NA	323,146	4,847	16,157	15,054	1,103	
Lence Distinguished Chair Quasi	40820	4042	H0124	A2214	NA	54,013	810	2,701	2,516	185	
Kenneth Lay Professorship	17213	4042	H0124	A1804	NA	441,663	6,625	22,083	20,575	1,508	

University of Houston System
Estimated FY08 Endowment Income
For FY2009 Budget Development

	PEOPLE SOFT					3 Year	Est. FY08	Est. FY08	FY07	FY08 -FY07
	INCOME COST CENTER									
	Sp Type	Fund	Dept	Prog	Proj	Market Value	IA Fee	Income	Actual Income	Income Change
Yelderman, Pauline Chair	32063	4042	H0124	A9035	NA	588,944	8,834	29,447	27,437	2,010
Love, John W.	10839	4028	H0125	H0792	NA	6,375	96	319	297	22
Callicut, Laurie Quasi	16931	4028	H0125	H0624	NA	62,651	940	3,133	2,919	214
McCary, John Leslie	16508	4028	H0125	H1681	NA	25,532	383	1,277	1,189	88
MacNaughton, John	12091	4028	H0125	H1683	NA	173,428	2,601	8,671	8,063	608
Arnold, Genevieve Psychology	30177	4028	H0125	H2609	NA	38,319	575	1,916	1,785	131
Osborn, Bart Industrial Org	40234	4028	H0125	H0492	NA	63,864	958	3,193	2,975	218
Werlin, Joseph	Multiple Allocations (See Attached)					106,091		5,305	4,890	415
Werlin, Joseph Sociology Faculty	34049	4042	H0126	D9728	NA	68,294	1,024	3,415	3,014	401
Center Public Policy Quasi	40209	4042	H0128	D1471	NA	205,438	3,082	10,272	9,571	701
Lanier, Robert Chair	40208	4042	H0128	A1956	NA	531,001	7,965	26,550	24,481	2,069
Moffitt, William Professorship	36348	4042	H0447	A9803	NA	29,513	443	1,476	1,376	100
Turner, Sylvester ⁽¹⁾	20827	6045	H0650	H9205	NA	21,350	320	1,067	980	87
Turner, Sylvester Quasi ⁽¹⁾	20827	6045	H0650	H9205	NA	10,563	158	528	465	63
Mexican Women's Initiative End ⁽¹⁾	38915	6061	H0650	D9877	NA	9,844	148	492	557	(65)
Amegy Bank of Texas Endowment ⁽¹⁾	39872	6061	H0650	D9908	NA	5,200		260	167	93
William Hawes Family Scholarship Endowment ⁽¹⁾⁽²⁾	41641	6045	H0650	H9955	NA	18,340		917	-	917
Dr. Richard Murray Sch End ⁽¹⁾⁽²⁾	41908	6045	H0650	H9973	NA	11,339		567	-	567
Marian & Samuel W. Spain Award End ⁽¹⁾⁽²⁾	41968	6045	H0650	H9976	NA	133,400		6,670	-	6,670
JPMorgan Chase End for Excellence in CMAS ⁽¹⁾⁽²⁾	41993	6061	H0650	D9977	NA	16,675		834	-	834
SUBTOTAL COLLEGE OF LIBERAL ARTS & SOCIAL SCIENCES						62,323,120	858,114	3,116,163	2,703,549	412,614
Garwood, W. St. John	16511	4028	H0098	H1689	NA	161,809	2,427	8,090	7,538	552
Stevens, Barksdale	16376	4028	H0098	H1641	NA	11,185	168	559	521	38
Fultz, Mr & Mrs Lary Quasi	16383	4028	H0098	H1661	NA	77,152	1,157	3,858	3,594	264
Smith, Judge Shern	16506	4028	H0098	H1677	NA	21,634	325	1,082	1,008	74
Frankel Quasi	40822	4042	H0098	D3100	NA	91,478	1,372	4,574	4,262	312
Blakely, Newell Professorship	17492	4042	H0098	A1696	NA	269,984	4,050	13,499	12,578	921
Sondock, Judge Ruby Lecture	17497	4042	H0098	A1708	NA	224,895	3,373	11,245	10,477	768
Bates, William Chair	40823	4042	H0098	A2215	NA	672,739		33,637	30,354	3,283
Bacon, Judge Mary	16503	4028	H0098	H1390	NA	77,766	1,166	3,888	3,623	265
Crowther, James	16504	4028	H0098	H1392	NA	153,008	2,295	7,650	7,128	522
SUBTOTAL LAW						1,761,649	16,333	88,082	81,083	6,999
Cannata, Jack & Betty	17340	4042	H0102	D1323	NA	163,115	2,447	8,156	7,599	557
Natural Sciences Quasi	16968	4028	H0102	H0727	NA	130,190	1,953	6,509	6,065	444
NSM Alumni	16707	4028	H0102	H1406	NA	77,369	1,161	3,868	3,604	264
Perkin Elmer Corp.	16708	4028	H0102	H1410	NA	20,376	306	1,019	949	70
Gordon, H & B.Davis	40839	4028	H0102	H1412	NA	202,130	3,032	10,107	9,417	690
Phieffer, Eckhard Chair Quasi	40840	4042	H0102	A2217	NA	788,788	11,832	39,439	43,246	(3,807)
Cheung, Edson	10334	4028	H0102	H2486	NA	30,586	459	1,529	1,425	104
Irwin, Melinda	40841	4028	H0102	H2539	NA	33,535	503	1,677	1,584	93
Rodd, Frank R.	40842	4028	H0102	H2591	NA	18,307	275	915	837	78
Hall, George & Myrajane Schol.	36716	4028	H0102	H9725	NA	11,885	178	594	494	100
Battle, Jack & Peggy	40843	4042	H0102	D9744	NA	44,500	668	2,225	1,836	389
Tansey Family Scholarship	36689	4028	H0102	H9758	NA	36,461	547	1,823	1,965	(142)
Henry W. Graham End Sch	39876	4028	H0102	H2875	NA	10,357		518	313	205
Cominsky, Catherine	40844	4042	H0104	D3105	NA	50,271	754	2,514	2,342	172
Houston Livestock	16623	4028	H0104	H1394	NA	356,588		17,829	16,435	1,394
Huggins, Sara	16624	4028	H0104	H1398	NA	27,630	414	1,382	1,287	95
Cullen (Chem)	40274	4042	H0107	D3707	NA	204,524	3,068	10,226	9,528	698
Welch Foundation Chair	15332	5022	H0107	B0001	G003290	4,638,301		231,915	213,776	18,139
NSM-Chemistry Quasi	40273	4042	H0107	D3706	NA	127,416	1,911	6,371	5,936	435
Lomonte, John N Scholarship	40240	4028	H0107	H3503	NA	92,997		4,650	4,299	351
Shanfield, Henry	40241	4028	H0107	H3504	NA	2,376	36	119	111	8
Dobrin, Milton	40845	4028	H0109	H0458	NA	62,536	938	3,127	2,913	214
UH GAA	40846	4028	H0109	H0908	NA	84,503	1,268	4,225	3,937	288
Sheriff, Margaret & Robert/Seismology	10791	4042	H0109	D1217	NA	498,448	7,477	24,922	23,221	1,701
Robert & Margaret Sheriff End/Geophysics ⁽¹⁾	41079	4042	H0109	D3156	NA	75,384		3,769	1,481	2,288
Cullen (Math)	40847	4042	H0110	D3106	NA	205,406	3,081	10,270	9,569	701
Benner, Charles	16773	4028	H0110	H0788	NA	137,938	2,069	6,897	6,366	531
Grover, Blanche	40848	4028	H0110	H0984	NA	120,012	1,800	6,001	5,591	410
Cullen (Phy)	40849	4042	H0112	D3107	NA	204,524	3,068	10,226	9,528	698
L. Green & B. Schachtel-Green	40880	6045	H0650	H9934	NA	9,753		488	125	363
SUBTOTAL NATURAL SCIENCES & MATHEMATICS						8,466,204	49,245	423,310	395,779	27,531
White, William E.	16847	4028	H0113	H0761	NA	80,734	1,211	4,037	3,696	341
Kuhlman, William Optometry	16380	4028	H0113	H1649	NA	37,726	566	1,886	1,741	145
Jankiewicz, Harry	14144	4028	H0113	H1659	NA	42,391	636	2,120	1,943	177
Coburn, O.W. Quasi	16389	4028	H0113	H1667	NA	137,433	2,061	6,872	6,370	502

University of Houston System
Estimated FY08 Endowment Income
For FY2009 Budget Development

	PEOPLE SOFT					3 Year	Est. FY08	Est. FY08	FY07	FY08 - FY07
	INCOME COST CENTER					Average				
	Sp Type	Fund	Dept	Prog	Proi	Market Value				
Greeman Petty Professorship	17239	4042	H0113	A1774	NA	819,077		40,954	37,751	3,203
Lovitt Quasi	10909	4042	H0113	A1776	NA	107,881	1,618	5,394	5,026	368
Greeman Petty Quasi	17239	4042	H0113	A1774	NA	21,570	324	1,079	1,005	74
Adler-Grinberg	16635	4028	H0113	H0812	NA	53,414	801	2,671	2,432	239
Borish Chair	17237	4042	H0113	A1768	NA	801,296	12,019	40,065	37,329	2,736
Borish Quasi	17237	4042	H0113	A1768	NA	198,710	2,981	9,935	9,257	678
Royal Optical	16838	4028	H0113	H0502	NA	69,492	1,042	3,475	3,173	302
Zipper, Robert	40852	4042	H0113	H2906	NA	27,100	407	1,355	1,230	125
White Quasi	14028	4028	H0113	H0761	NA	17,764	266	888	828	60
Murphy, Mary Quasi	17235	4042	H0113	B1340	NA	106,058	1,591	5,303	4,876	427
Briggs, Charles R.	17230	4042	H0113	B1338	NA	51,806	777	2,590	2,349	241
Marco, Seymour	13061	4028	H0113	H1420	NA	75,503	1,133	3,775	3,469	306
TSO Scholarship Endow	16713	4028	H0113	H1422	NA	32,484		1,624	1,349	275
Armistead, Cora	40853	4042	H0113	D3109	NA	68,339	1,025	3,417	2,901	516
Goodrich, Ann Schol Endow	40854	4028	H0113	H2907	NA	20,214		1,011	927	84
Shulman, Lanny & Molly Scholarship	40202	4028	H0113	H2530	NA	32,376	486	1,619	1,472	147
Pediatric Optometry Quasi	35094	4042	H0113	D9734	NA	101,003	1,515	5,050	4,706	344
Stewart, Dr. Charles	40855	4042	H0113	A9788	NA	138,434	2,077	6,922	6,647	275
Kevin McDavid-Vision Source Prof	40856	4042	H0113	A9789	NA	96,489	1,447	4,824	3,779	1,045
FERV 3 ^(U)	40857	4042	H0113	A9790	NA	46,614	699	2,331	1,700	631
Thacker, Steve & Susan Schol Quasi	40201	4028	H0113	H9804	NA	33,737	506	1,687	1,414	273
Delta Gamma Richard Shirk Family ^(U)	40205	4042	H0113	D9806	NA	32,821	492	1,641	1,780	(139)
UH Coll of Optometry Sch Endow ^(U)	40200	4028	H0113	H3486	NA	4,758	71	238	234	4
The Golden Brothers Endow Opt	40199	4028	H0113	H3487	NA	32,692	490	1,635	1,617	18
SUBTOTAL OPTOMETRY						3,287,914	36,241	164,398	151,001	13,397
Pharmacy	40858	4042	H0116	D3110	NA	191,481	2,872	9,574	8,920	654
Mading, Cora & Webb Scholarship	16490	4028	H0116	H1452	NA	106,192	1,593	5,310	4,947	363
Ferguson, Noel	40859	4028	H0116	H0858	NA	35,308	530	1,765	1,645	120
Pharmacy Golf Tourn. Scholarship	40860	4028	H0116	H0904	NA	147,970	2,220	7,399	6,893	506
Webber, George & Cecilia	16479	4028	H0116	H1428	NA	59,715	896	2,986	2,782	204
Doyle	13060	4028	H0116	H1430	NA	40,225	603	2,011	1,874	137
Leadership Passport	17275	4042	H0116	E0420	NA	34,514	518	1,726	1,604	122
Buckley, Joseph P.	16480	4028	H0116	H1432	NA	43,019	645	2,151	1,997	154
Williams, Louis Awards	40861	4028	H0116	H2908	NA	14,229	213	711	663	48
Robert L. Boblitt	11998	4028	H0116	H1436	NA	13,131	197	657	612	45
Pierratt, Harold & Doris	14153	4028	H0116	H1438	NA	14,234	214	712	663	49
Lehrman/Kolbe Quasi	16481	4028	H0116	H1440	NA	21,940	329	1,097	1,022	75
Deans Pharmacy Sch	16482	4028	H0116	H1442	NA	38,855		1,943	1,794	149
Roy Weise Jr Schol	16483	4028	H0116	H1444	NA	12,339	185	617	575	42
Kmart Endow	16489	4028	H0116	H1448	NA	29,616	444	1,481	1,380	101
John & Paula Lovoi	16484	4028	H0116	H1446	NA	26,703		1,335	1,212	123
Wayne & Dolores Gentsch	14154	4028	H0116	H1450	NA	9,770		488	451	37
Gupta Academic Award End	16491	4028	H0116	H1454	NA	14,027		701	661	40
Randall's Endowment Schol	16492	4028	H0116	H1456	NA	27,225		1,361	1,257	104
Ameena Colombowala Mem	16493	4028	H0116	H1458	NA	10,303		515	476	39
Kroger Pharmacy Endow Sc	16494	4028	H0116	H1460	NA	25,448		1,272	1,175	97
Eckerd's Scholarship Endow	16495	4028	H0116	H1464	NA	21,705		1,085	1,002	83
Alam, Dr. Maktoob	10338	4028	H0116	H2489	NA	10,281	154	514	477	37
Webb, Sandra Pharmacy Quasi	10036	4028	H0116	H2487	NA	8,416	126	421	425	(4)
DeVido, Rosemary & David	10337	4028	H0116	H2488	NA	28,209	423	1,410	1,066	344
Tarrant County Pharmacy Assoc.	27124	4028	H0116	H2551	NA	9,493		475	439	36
O'Neill, Michael & Donna	27114	4028	H0116	H2549	NA	9,200		460	425	35
Fitzsimmons, Dana S.	27122	4028	H0116	H2550	NA	15,254	229	763	652	111
Goel Academic Achievement	27126	4028	H0116	H2552	NA	10,185		509	470	39
Bove, Frank	29249	4028	H0116	H2590	NA	9,092	136	455	415	40
Brown, Robert Scholarship	16495	4028	H0116	H2589	NA	15,523	233	776	671	105
Handal, Suzanne May Scholar.	37594	4028	H0116	H2829	NA	12,214	183	611	562	49
Patel, Nilkanth & Yamini	40197	4028	H0116	H9749	NA	8,348	125	417	356	61
Wertheimer, Henry Scholarship	37595	4028	H0116	H2830	NA	14,481		724	694	30
Mom's Pharmacy Schol Endow	39494	4028	H0116	H9828	NA	11,340	170	567	530	37
Lynn & Bill Simpson Sch End	39493	4028	H0116	H9844	NA	10,954	164	548	537	11
Andries Lott Schol Endow	39492	4028	H0116	H9848	NA	13,913	209	696	683	13
The Red White & Blue Schol End	39491	4028	H0116	H9849	NA	10,897	163	545	539	6
James & Elena Hesbrook End Sch ^(U)	39313	4028	H0116	H9881	NA	3,227	48	161	144	17
Lena & Marc Malacoff Sch End	40196	4028	H0116	H9893	NA	27,289		1,364	951	413
Leland F. Zatopek Memorial Sch End ^(U)	40195	4028	H0116	H9896	NA	7,967		398	261	137
Den B. Chin & May K. Chin End	40194	4028	H0116	H9899	NA	10,738		537	417	120
Mark Shadle Scholarship Endowment	40193	4028	H0116	H9904	NA	8,134		407	287	120
John P. & May Gee Sch End	40192	4028	H0116	H9907	NA	10,374		519	292	227
Dean Joseph P. Buckley End	40191	4028	H0116	H9913	NA	10,400		520	334	186
Kenton Lloyd Smith Pharmacy Ethics	40297	4028	H0116	H9919	NA	1,804		90	47	43

University of Houston System
Estimated FY08 Endowment Income
For FY2009 Budget Development

	PEOPLE SOFT					3 Year Average	Est. FY08 IA Fee	Est. FY08 Income	FY07 Actual Income	FY08 -FY07 Income Change
	INCOME COST CENTER									
	Sp Type	Fund	Dept	Prog	Proj	Market Value				
Kelsey-Seybold Scholarship Endowment	40552	4028	H0116	H9922	NA	10,349		517	250	267
Scholz Family Endowment ⁽¹⁾	40550	4028	H0116	H2892	NA	2,556		128	52	76
Saenz/Cantu Scholarship Endowment	40984	6045	H0650	H9936	NA	9,902		495	79	416
Gary K. and Linda B. Rice Sch End ⁽¹⁾	41023	6045	H0650	H9937	NA	4,943		247	42	205
Andrea L Smesny Schol Endow ⁽¹⁾	41099	6045	H0650	H9940	NA	2,472		124	21	103
Ohia-Edet Memorial Endow ⁽¹⁾	41266	6045	H0650	H9946	NA	7,879		394	33	361
Bruce & Ann Biundo End Sch ⁽¹⁾	41300	6045	H0650	H9947	NA	3,011		151	12	139
Suzanne Woo Honorary Sch Endow ⁽¹⁾	41330	6045	H0650	H9949	NA	2,509		125	10	115
Houston Area Pharmacist Association End Sch ⁽¹⁾⁽²⁾	41728	6045	H0650	H9958	NA	5,231		262	-	262
Mortar & Pedal Ride Scholarship Endowment ⁽¹⁾⁽²⁾	41909	6045	H0650	H9972	NA	5,906		295	-	295
SUBTOTAL PHARMACY						1,270,439	13,822	63,522	55,778	7,744
David, Gerson	16598	4028	H0129	H0980	NA	43,182	648	2,159	2,012	147
Keeper, Cele	17255	4042	H0129	A1848	NA	68,563	1,028	3,428	3,194	234
Stewart, Josephine	16651	4028	H0129	H1502	NA	20,489	307	1,024	955	69
Stewart, Josephine Quasi	16651	4028	H0129	H1502	NA	1,362	20	68	63	5
Reibenstein, Cynthia	40787	4042	H0129	D3083	NA	69,408	1,041	3,470	3,233	237
DeBottis	13058	4028	H0129	H2398	NA	55,969	840	2,798	2,452	346
Goldman, Ruthmary	10340	4028	H0129	H2490	NA	13,529		676	624	52
Haynes, Jennings, Lloyd, O'Keefe	40788	4042	H0129	A2208	NA	48,170		2,409	2,203	206
Magner, George	27215	4028	H0129	H2555	NA	10,492	157	525	414	111
Hearst, W.R.	27562	4028	H0129	H2565	NA	531,092		26,555	24,515	2,040
Latting, Jean Professorship	35079	4042	H0129	A9753	NA	143,767	2,156	7,188	6,698	490
Keeper, Cele & Samuel Prof ⁽¹⁾	36073	4042	H0129	A2104	NA	65,799	987	3,290	2,660	630
Gerson & Sabina David End Prof	37860	4042	H0129	A2151	NA	51,161	767	2,558	2,840	(282)
Karen Stout Faculty End Fund	40243	4042	H0129	D1785	NA	3,418	51	171	119	52
Damon Wells Foundation	40789	4042	H0439	D3111	NA	26,264	394	1,313	1,266	47
Underwood, American Humanities	34567	4042	H0439	D9737	NA	147,305	2,210	7,365	5,275	2,090
Raymond Oeland McCall Sch End	40790	4028	H0439	H9859	NA	12,157	182	608	594	14
Hope Center Endowment	40888	4042	H0439	D3147	NA	341,343		17,067	4,375	12,692
SUBTOTAL GRADUATE COLLEGE OF SOCIAL WORK						1,653,470	10,788	82,672	63,492	19,180
Anthis-Callicutt Gore	16370	4028	H0136	H1627	NA	95,381	1,431	4,769	4,443	326
Gulf Coast Surveyor	14060	4028	H0136	H0844	NA	100,007	1,500	5,000	4,659	341
Nicholson, Charles	17029	4028	H0136	H0584	NA	27,959	419	1,398	1,303	95
Lofstrom, James	16818	4028	H0136	H0986	NA	47,849	718	2,392	2,229	163
Forkner, William	16653	4028	H0136	H1506	NA	11,329	170	566	528	38
Curry, Herbert & Dorothy	16700	4028	H0136	H1186	NA	38,849	583	1,942	1,810	132
Anthis-Callicutt Gore Quasi	16661	4028	H0136	H1512	NA	7,182	108	359	335	24
Castaneda, Cris Scholarship	10236	4028	H0136	H2491	NA	9,057		453	419	34
Akin, Ted Scholarship	29359	4028	H0136	H2593	NA	15,039	226	752	700	52
Vergese Fellowship Endowment	31723	4028	H0136	H2624	NA	12,773	192	639	595	44
Logistics Tech Fund Endow	40864	4042	H0136	D9776	NA	81,215	1,218	4,061	5,010	(949)
Vergese Excel Endow-Tech ⁽¹⁾	40189	4042	H0136	D3051	NA	1,151	17	58	55	3
Paul G. Smith, Jr. Sch End	39672	4028	H0136	H9898	NA	214,752		10,738	8,330	2,408
Bay Area Purchasing	40865	4042	H0137	D3112	NA	90,802	1,362	4,540	4,230	310
Engineering Tech Excel Fund	40866	4042	H0139	D3656	NA	12,927	194	646	660	(14)
Hamilton Future Studies	37621	4028	H0140	H2831	NA	48,717	731	2,436	2,245	191
Merchandising Star Award Endow	40867	4042	H0140	D3683	NA	31,821	477	1,591	1,513	78
SUBTOTAL TECHNOLOGY						846,811	9,346	42,340	39,064	3,276
Science & Technical Journal	10778	4042	H0143	D1489	NA	118,423	1,776	5,921	5,517	404
Phillips, Anne Reynolds	16960	4042	H0143	D1491	NA	13,837	208	692	645	47
Friends of the Library	14035	4042	H0143	D1493	NA	31,395	471	1,570	1,447	123
Hill, Laurita & John	16962	4042	H0143	D1495	NA	23,131	347	1,157	1,078	79
Douthitt, Helen Library	16963	4042	H0143	D1497	NA	21,914	329	1,096	1,021	75
McElhinney, Charles	10703	4042	H0143	D1499	NA	43,601	654	2,180	2,031	149
Gee, Wallace	17050	4042	H0143	D1407	NA	32,503		1,625	1,498	127
Barnstone, Howard	10802	4042	H0143	D1425	NA	18,934		947	873	74
Albright, Frell	17055	4042	H0143	D1421	NA	12,956		648	597	51
University Libraries	17056	4042	H0143	D1423	NA	16,049	241	802	748	54
Moores Library Quasi	17060	4042	H0143	D1433	NA	2,118,010	31,770	105,900	98,670	7,230
Barnett, Marguerite .Quasi	16996	4042	H0143	D1445	NA	63,209	948	3,160	2,945	215
Conoco Phillips Library Fund	12208	4042	H0143	D1447	NA	226,518	3,398	11,326	10,553	773
Johnson Book Fund	10800	4042	H0143	D1395	NA	42,817	642	2,141	1,978	163
Green Book Fund	17053	4042	H0143	D1413	NA	247,836	3,718	12,392	11,546	846
Walker, William & Mimi Book Fund	17262	4042	H0143	D1393	NA	59,171	888	2,959	2,757	202
Patterson, Clarence & Dorothy	17175	4042	H0143	D1453	NA	46,765	701	2,338	2,179	159
Shiffick, Bill & Peggy	17176	4042	H0143	D1455	NA	91,761	1,376	4,588	4,275	313
Maud & Timothy Maurin	17177	4042	H0143	D1457	NA	3,395	51	170	158	12

**University of Houston System
Estimated FY08 Endowment Income
For FY2009 Budget Development**

	PEOPLE SOFT					3 Year	Est. FY08 IA Fee	Est. FY08 Income	FY07 Actual Income	FY08 -FY07 Income Change
	INCOME COST CENTER					Average				
	Sp Type	Fund	Dent	Prog	Proi	Market Value				
Elizabeth Rockwell	40368	4042	H0143	D3058	NA	130,640		6,532	6,030	502
Elizabeth D. Rockwell Chair	40370	4042	H0143	D1399	NA	499,350		24,968	23,050	1,918
Virginia Collier Mem Endow	17057	4042	H0143	D1427	NA	17,308	260	865	755	110
Franzheim, Melita	40371	4042	H0143	D3059	NA	25,890	388	1,294	1,206	88
McGovern Award For Library Staff	10336	4042	H0143	D1653	NA	50,507		2,525	2,165	360
Lomonte, Leora Cooper	40372	4042	H0143	D3060	NA	69,664		3,483	3,182	301
McBride, Rosemary Summers	26827	4042	H0143	D1737	NA	23,499	352	1,175	1,014	161
Rockwell, Eliz. Library	27550	4042	H0143	D3561	NA	98,839	1,483	4,942	4,600	342
Hagen, John L.	40374	4042	H0143	D3061	NA	9,651		483	404	79
Franzheim, Kenneth	27821	4042	H0143	D9612	NA	105,840		5,292	4,885	407
Evans, Emily Scott Professorship	28694	4042	H0143	D9630	NA	567,203	8,508	28,360	26,422	1,938
Kochi, Jay & Marion Library	30760	4042	H0143	D9662	NA	37,861	568	1,893	1,644	249
Miles, Edwin Library	40375	4042	H0143	D2700	NA	17,835	268	892	844	48
El-Farouq Foundation	40376	4042	H0143	D1405	NA	58,344	875	2,917	2,676	241
Ruth, Donna A Library Excellence	36945	4042	H0143	D9820	NA	27,100	407	1,355	1,305	50
Paula A Kelleher Endowment	38225	4042	H0143	D3587	NA	22,825	342	1,141	1,267	(126)
Ambassador Kenneth Franzheim II End	40824	4042	H0143	A2216	NA	545,088		27,254	21,143	6,111
H. David Kaplan Endowment ⁽¹⁾	41331	4042	H0143	D3163	NA	1,004		50	4	46
Jack E Wilson Endowment ⁽¹⁾	38272	6061	H0650	D9855	NA	4,092	61	205	201	4
SUBTOTAL LIBRARY						5,544,762	61,030	277,238	253,313	23,925
International Student	16739	4028	H0217	H1312	NA	73,156	1,097	3,658	3,408	250
Burke, Jack & D'Ann	40825	4028	H0217	H1032	NA	36,713	551	1,836	1,710	126
Phi Beta Delta	40826	4042	H0217	D3101	NA	14,697	220	735	657	78
Counseling & Psych.Serv. Quasi	10339	4042	H0220	E0502	NA	9,523	143	476	444	32
Residence Halls	17098	4042	H0231	E0454	NA	2,678	40	134	125	9
Rockwell Foundation	17000	4042	H0232	E0490	NA	610,561	9,158	30,528	28,444	2,084
SUBTOTAL STUDENT AFFAIRS						747,328	11,209	37,367	34,788	2,579
McCammon Molecular Design	40850	4042	H0103	D3108	NA	78,670	1,180	3,934	3,665	269
Welch Foundation	15329	5022	H0239	B0001	G003272	5,526,330	82,895	276,316	257,452	18,864
Welch Foundation, Chemistry	15358	5022	H0239	B0001	G003016	2,991,227		149,561	137,863	11,698
Cullen Trust Dist Sci	10809	4042	H0247	B1392	NA	1,796,306	26,945	89,815	83,683	6,132
TLL Temple Foundation Chair	36824	4042	H0452	A1760	NA	3,567,722	53,516	178,386	166,207	12,179
Moore TCSUH	36826	4042	H0452	B1388	NA	2,118,010	31,770	105,900	98,670	7,230
Superconductivity Quasi	36825	4042	H0452	B1390	NA	4,377,841	65,668	218,892	203,948	14,944
Chu, Paul C.W.	40862	4028	H0452	H1408	NA	45,774	687	2,289	2,132	157
Temple - TCSUH	36828	4042	H0452	B1336	NA	440,127	6,602	22,006	20,504	1,502
Hou International Materials Forum	37557	4042	H0452	B4386	NA	287,713	4,316	14,386	14,480	(94)
Hawley, Cora Scholarship	40863	4028	H0452	H9800	NA	52,960	794	2,648	2,258	390
SUBTOTAL RESEARCH						21,282,679	274,373	1,064,133	990,862	73,271
Alumni Center Quasi	40837	4042	H0261	D3104	NA	67,317	1,010	3,366	3,136	230
SUBTOTAL ADMINISTRATION & FINANCE						67,317	1,010	3,366	3,136	230
Moore Univ Priority	Multiple Allocations (See Attached)					21,939,938	329,099	1,096,997	1,084,875	12,122
Taylor, Josie B Quasi	40434	6003	H0278	E5089	NA	537,943	8,069	26,897	24,685	2,212
SUBTOTAL INSTITUTIONAL						22,477,882	337,168	1,123,894	1,109,560	14,334
Prudential	Multiple Allocations (See Attached)					206,658	3,100	10,333	9,627	706
Gordon, Aron						289,694	4,345	14,485	13,496	989
Doss, R.P.						41,405	621	2,070	1,945	125
Dodds Family						104,898		5,245	4,842	403
SUBTOTAL UH ALLOCATIONS					642,655	8,066	32,133	29,910	2,223	
TOTAL UNIVERSITY OF HOUSTON						298,402,484	3,565,979	14,920,136	13,657,740	1,262,396

University of Houston System
Estimated FY08 Endowment Income
For FY2009 Budget Development

	PEOPLE SOFT					3 Year				
	INCOME COST CENTER					Average	Est. FY08	Est. FY08	FY07	FY08 -FY07
	Sp Type	Fund	Dept	Prog	Proj	Market Value	IA Fee	Income	Actual Income	Income Change
SYSTEM ADMINISTRATION										
Enron Teaching Award	10585	4042	S0005	D0207	NA	1,339,569	20,094	66,978	62,406	4,572
Marjorie Gurasich Endow	10412	4042	S0005	H0230	NA	11,832		592	546	46
Baldwin, Mike	11853	4028	S0005	H0799	NA	12,168	183	608	567	41
SUBTOTAL ACADEMIC AFFAIRS						1,363,569	20,277	68,178	63,519	4,659
Autrey	Multiple Allocations (See Attached)					547,613	8,214	27,381	25,511	1,870
Cullinan						460,439	6,907	23,022	21,450	1,572
Mitchell						4,885,272		244,264	222,289	21,975
International Paper						481,644	7,225	24,082	22,438	1,644
Cullen Leadership						1,351,881	20,278	67,594	62,979	4,615
Cullen Roy & Lillie						58,240,457	873,607	2,912,023	2,713,213	198,810
SUBTOTAL UHSA ALLOCATIONS										65,967,306
Miller, Michel Scholarship	12542	4027	S0008	H2573	NA	10,022	150	501	320	181
System Matching	10575	4042	S0015	H0214	NA	3,928,237	58,924	196,412	183,821	12,591
Endowment Plus	10579	4045	S0015	D0203	NA	5,750,314	86,255	287,516	269,085	18,431
Farfel Lecture	10586	4042	S0026	F0795	NA	414,200	6,213	20,710	19,296	1,414
General Endowment	10589	2076	S0026	F0572	NA	30,977,965	464,669	1,548,898	1,449,556	99,342
Farfel Quasi	10586	4042	S0026	F0795	NA	92,845	1,393	4,642	4,325	317
General Purpose	10050	4042	S0026	F0788	NA	1,086,579	16,299	54,329	50,846	3,483
Dist Service Fellow	10320	4042	S0026	D0201	NA	264,287	3,964	13,214	12,367	847
Energy Alumni Assoc. Schol.	10581	4042	S0026	H0218	NA	127,133	1,907	6,357	5,923	434
Melrose Thompson	10454	2076	S0026	F0574	NA	9,114,747	136,721	455,737	413,510	42,227
UH System Quasi	10325	2076	S0026	F0555	NA	422,683	6,340	21,134	19,779	1,355
Houston Jr C Of C	10028	4042	S0026	H0224	NA	237,440	3,562	11,872	11,061	811
New Century Success	10236	4042	S0026	H0228	NA	37,208		1,860	1,725	135
Enron Scholarship	10239	4042	S0026	H0222	NA	816,091	12,241	40,805	38,019	2,786
System Core Pool Quasi Endowment ⁽⁴⁾	11948	2080	S0026	F0612	NA	31,505,984		1,575,299	-	1,575,299
SUBTOTAL INSTITUTIONAL						84,785,735	798,638	4,239,286	2,479,633	1,759,653
TOTAL SYSTEM ADMINISTRATION						152,116,610	1,735,146	7,605,830	5,611,032	1,994,798

UHS Endowment Fund
Estimated FY08 Allocation of Income Among Beneficiary Accounts
For FY2009 Budget Development

		Estimated FY08	Actual FY07	% Change	
1-0-66118	Werlin, Joseph 00730-6045-H0650-H9030-NA	Total	5,305	4,890	
	00730-4028-H0126-H1695-NA 16522		500	500	0.0%
	00730-4042-H0126-D1501-NA 12200		4,805	4,390	9.5%
			5,305	4,890	8.5%
1-0-66125	Prudential 00730-6051-H0650-H9037-NA	Total	10,333	9,627	
	00730-4028-H0098-H1012-NA 16759	25%	2,583	2,407	7.3%
	00730-4028-H0041-H1026-NA 16896	25%	2,583	2,407	7.3%
	00730-4028-H0086-H1028-NA 16897	25%	2,583	2,407	7.3%
	00730-4042-H0013-C0459-NA 17523	25%	2,583	2,407	7.3%
			10,333	9,627	7.3%
1-0-66603	Gordon, Aron 00730-6045-H0650-F9004-NA	Total	14,485	13,496	
	00730-4028-H0041-H1072-NA 13063	66.67%	9,657	8,998	7.3%
	00730-4028-H0090-H1232-NA 16671	33.33%	4,828	4,498	7.3%
			14,485	13,496	7.3%
1-0-66671	Melcher, Leroy & Lucille 00730-6045-H0650-H9088-NA	Total	406,218	378,484	
	00730-4042-H0041-A1418-NA 12322	55%	223,420	208,166	7.3%
	00730-4042-H0041-A1416-NA 17672	37%	150,301	140,039	7.3%
	00730-4028-H0041-H0572-NA 17144	8%	32,497	30,279	7.3%
			406,218	378,484	7.3%
1-0-66924	Moore's Univ Priority 00730-6062-H0650-F0923-NA		2,308,000	2,308,000	
	Income 00730-2076-H0264-F0600-NA		1,096,997	1,084,875	1.1%
	Principal 00730-6062-H0650-F0923-NA		1,211,003	1,223,125	
			2,308,000	2,308,000	
1-0-66944	Doss, R.P. 00730-6045-H0650-H9219-NA	Total	2,070	1,945	
	00730-4028-H0066-H1162-NA 16676	50%	1,035	973	6.4%
	00730-4028-H0136-H1508-NA 16654	50%	1,035	973	6.4%
			2,070	1,945	6.4%
1-0-67265	Dodds Family 00730-6045-H0650-H9392-NA	Total	5,245	4,842	
	00730-4028-H0058-H2397-NA 16609	48%	2,518	2,324	8.3%
	00730-4027-H0109-H2616-NA 31308	48%	2,518	2,324	8.3%
	00730-4042-H0058-D3113-NA 40869	4%	210	194	8.1%
			5,245	4,842	8.3%

University of Houston System
Estimated FY08 System Endowment Income Distribution Among Campuses
For FY2009 Budget Development

FY08 distribution based on 5.0% payout

	<u>Autrey ⁽¹⁾</u>	<u>Cullen L'ship ⁽²⁾</u>	<u>Cullinan ⁽²⁾</u>	<u>Int'l Paper ⁽³⁾</u>	<u>Mitchell ⁽⁴⁾</u>	<u>R&L Cullen ⁽⁵⁾</u>	<u>Total</u>
Distribution	27,381	67,594	23,022	24,082	244,264	2,912,023	
UH	15,972	41,273	14,057	20,400	40,000	2,620,821	2,752,523
UHCL	4,564	8,970	3,055	963	-	-	17,552
UHD	4,564	14,039	4,782	2,574	-	291,202	317,161
UHV	2,282	3,312	1,128	144	35,000	-	41,866
System Total	27,381	67,594	23,022	24,082	75,000	2,912,023	3,129,102

Notes: basis for distribution:

(1) Autrey: UH - 7/12, UHCL - 2/12, UHD - 2/12, UHV - 1/12

(2) Cullinan and Cullen Leadership Endowments are to be based on proportion of total headcount enrollment

Headcount Enrollment September 2007

	<u>Total</u>	<u>% of System</u>	<u>% of Total</u>	<u>Total from</u>	<u>% of System</u>
	<u>Headcount</u>	<u>Total</u>	<u>From Texas</u>	<u>Texas</u>	<u>Total</u>
UH	34,663	61.06%	59.65%	20,676	84.71%
UHCL	7,532	13.27%	12.96%	976	4.00%
UHD	11,793	20.77%	22.12%	2,609	10.69%
UHV	2,784	4.90%	5.28%	147	0.60%
System Total	56,772	100.00%		24,408	100.00%

(3) International Paper Endowment are to be based on proportion of total Texas resident enrollment

(4) Mitchell Endowment is to be distributed to UH and UHV per the amount indicated in the endowment agreement.
The remaining balance is to be distributed at the Chancellor's discretion.

(5) Roy & Lillie Cullen 00783-6061-S0651-F9100-NA 4-0-66843 Total 2,912,023

From: 00783-4040-S0015-D0205-NA 12398 to:

UH	00730-4040-H0005-F0751-NA 34244	89.1%	2,594,612
	00730-5022-H0089-A0001-G004545 10609	<u>0.9%</u>	<u>26,208</u>
		90.0%	2,620,821
UHD	00784-4040-D0004-D0422-NA 13983	10.0%	<u>291,202</u>
			<u>2,912,023</u>

**UNIVERSITY OF HOUSTON
FY2009 Plan and Budget**

Contact List

<u>Name, Position Title</u>	<u>Extension</u>	<u>Email Address</u>
		<u>Budget Office</u>
Tom Ehardt, Asst VC/VP Budget & Financial Operations	3-5325	TEhardt@uh.edu
Karen James, Exec Secretary	3-0665	KJames@central.uh.edu
Margie Hattenbach, Director	3-0655	MHattenbach@uh.edu
Martha Tamez, Manager	3-0651	METamez@Central.uh.edu
Shabana Mohiuddin, Analyst	3-0656	SRMohiudoin@Central.uh.edu
Linda Watkins, Analyst	3-5336	LWatkins@uh.edu
Hsiu-Lin Chiang, Analyst	3-0653	HChiang@central.uh.edu
Miranda McMorris, Analyst	3-5331	MMcMorris@central.uh.edu

Planning and Institutional Effectiveness

Ed Hugetz, Assoc VC/VP Planning/University Outreach	3-3419	EHugetz@uh.edu
Chris Stanich, Exec Director Planning/Special Asst Governmental Relations	3-3232	CStanich@uh.edu

Academic and Faculty Affairs

Donald Foss, Sr VC/VP, Provost	3-9101	Dfoss@uh.edu
--------------------------------	--------	--

Academic Budget & Operations

Craig Ness, Exec Director	3-9106	CNess@.uh.edu
---------------------------	--------	--

Human Resources

Joan Nelson, Executive Director	3-2603	jmnelson@central.uh.edu
---------------------------------	--------	--